

# Insecticidal Activity of Methanolic Seeds Extract of *Ricinus communis* on Adults of *Callosobruchus maculatus* (Coleoptera: Brauchidae) and Analysis of its Phytochemical Composition

Haider Mashkooor Hussein<sup>2</sup>, Jenan Mohammed Ubaid<sup>3</sup>, Imad Hadi Hameed<sup>3\*</sup>

<sup>1</sup>College of Science, Al-Qadisiya University, Iraq.

<sup>2</sup>College of Science for Women, Babylon University, Iraq.

<sup>3</sup>College of Nursing, Babylon University, Iraq.

Available Online: 10<sup>th</sup> August, 2016

## ABSTRACT

The objectives of this study were analysis of the secondary metabolite products of *Ricinus communis* and evaluation anti-insect activity against *Callosobruchus maculatus* (Coleoptera: Brauchidae). GC-MS analysis of *Ricinus communis* revealed the existence of the Pregn-5-ene-3,11-dione, 17,20,21-bis[methylene bis(oxy)]-, 9,10-Secocholesta-5,7,10(19)-triene-3,24,25-triol, (3 $\beta$ ,5Z,7E)-, 8-Octadecenal, Pyrrolizin-1,7-dione-6-carboxylic acid, methyl(ester), Tertbutyloxyformamide, N-methyl-N-[4-(1-pyrrolidinyl)-2-butynyl], 1,2,4-Triazino[5,6-E][1,2,4]-triazine-3,6-dione, hexahydro-, Deoxyspergualin,  $\alpha$ -D-Glucopyranoside, O- $\alpha$ -D-glucopyranosyl-(1.fwdarw.3)- $\beta$ -, Cyclohexanecarboxylic acid, 2-hydroxy-,ethyl ester, Aminoacetamide, N-methyl-N-[4-(1-pyrrolidinyl)-2-butynyl]-, Pregna-3,5-dien-9-ol-20-one, 2-Methoxy-4-vinylphenol, Ascaridole epoxide, Trans-3,4,5-Trimethoxy- $\beta$ -nitrostyrene, 3-(N,N-Dimethylaurylammonio)propanesulfonate, Tetraacetyl-d-xylonic nitrile, Pentaerythritol, bis-O-(9-borabicyclo[3.3.1]non-9-yl)-di-O-methyl, 5H-Cyclopropa[3,4]benz[1,2-e]azulen-5-one,9,9a-bis(acetyloxy), 1H-Purin-2-amine, 6-methoxy-N-methyl-, 1,2-Cyclopentanedicarboxylic acid 4-(1,1-dimethylethyl)-dim, Glycyl-D-asparagine, 1-Tetradecanamine, N,N-dimethyl-, Gibberellic acid, 2,7-Diphenyl-1,6-dioxypyridazino[4,5:2',3']pyrrolo[4',5'-d]pyrida, Propiolic acid, 3-(1-hydroxy-2-isopropyl-5-methylcyclohexyl)-, 1-(+)-Ascorbic acid2,6-dihexadecanoate and Phytol. Methanolic seeds extract of *Ricinus communis* was highly active on accumulative mortality of *Callosobruchus maculatus* (Coleoptera: Brauchidae) (adult).

**Keywords:** *Callosobruchus maculatus*, Insecticidal activity, Phytochemical analysis, *Ricinus communis*, GC/MS.

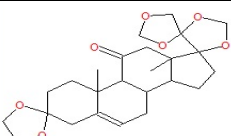
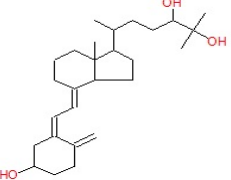
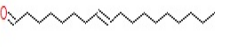
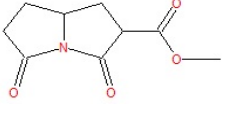
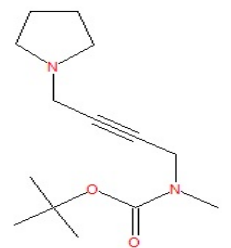
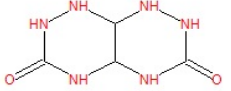
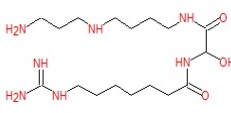
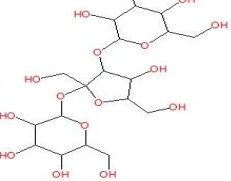
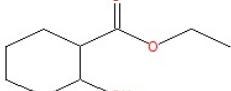
## INTRODUCTION

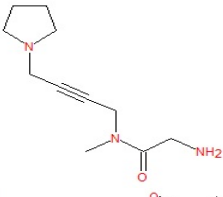
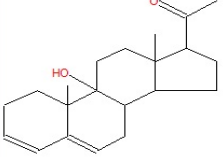
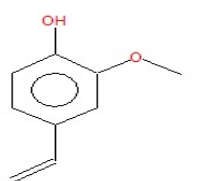
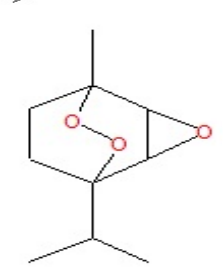
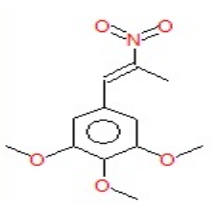

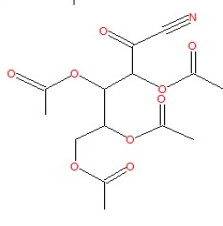
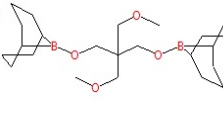
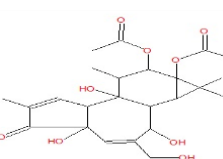
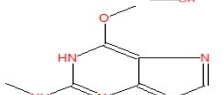
The cowpea beetle, *Callosobruchus maculatus* (F.) is associated with cowpea storage, where it can attack the whole cowpea grains<sup>1,2</sup>. The use of plant materials in pest control could become important supplements or alternatives to imported synthetic pesticides. *C. maculatus* (F.) attacking vigna species was also tested against several oils. It is, therefore, important that appropriate technology is developed to promote a direct preparation of traditional pesticides at the farm level for resource poor farmers who have no access to commercial pesticides or cannot afford them<sup>3</sup>. Chemical insecticides can cause pest resistance, environmental and food contamination and toxicity to non-target organisms<sup>4</sup>. Vegetables oils and plants products have been used for a long time for the protection of stored grains. But a very little work on the storage of pigeon pea seeds using vegetables oils has been carried out<sup>5</sup>. Many literatures indicate the importance of plant extract in protecting seeds by way of direct mixing of dried leaves plant powdered, solvent extracts, vegetable, essential oil on seeds during post-harvest storage<sup>6-10</sup>. The oils could also act as anti-feedants or modify the storage micro-

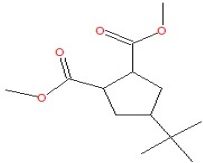
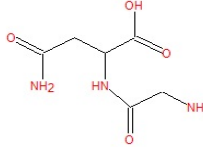

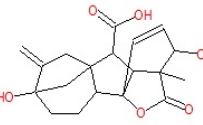
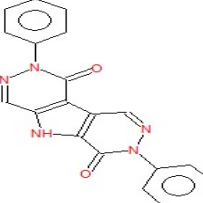
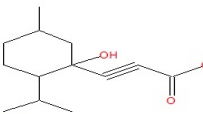
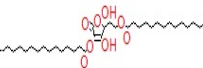
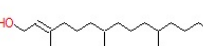
environment, thereby discouraging insect penetration in the grain and feeding<sup>11</sup>. Bekele et al. (1997)<sup>12</sup> showed the effectiveness of ground leaves and essential oil extract of *Ocimum kilimandscharicum*, *O. suave*, and *O. kenyense* in protecting maize and sorghum against attack by *S. zeamais* (Mots.) (Curculionidae), *Rhyzopertha dominica* (Fab.) (BQstrichidae), and *Sitotraga cerealel/a* (Oliver) (Gellechidae). The use of some of vegetable oils (rubber seed oil, palm oil and palm kernel oil) was evaluated against cowpea weevil, *Callosobruchus maculatus* in three cowpea varieties (Ife white, Ife brown and Kano white). There was no adverse effect of the oils on grains quality. Of the three plant oils used, rubber seed oil was the most effective. Plants produce secondary metabolites many of which can have insecticidal properties, as an alternative to synthetic insecticides<sup>13</sup>. Plant extracts and essential oils have traditionally been used to kill or repel stored product insects<sup>14,15</sup>. The insecticidal constituents of many essential oils against stored product insects are mainly monoterpenoids such as limonene, linalool, terpineol, carvacrol and myrcene<sup>16</sup>. Essential oils of several medical plant displayed considerable fumigant and repellent effects on adults of *C. maculatus*<sup>17</sup>. The

\*Author for Correspondence: [imad\\_dna@yahoo.com](mailto:imad_dna@yahoo.com)

Table 1: Major phytochemical compounds identified in methanolic extract of *Ricinus communis*.

S. No.	Pharmacological actions	MS Fragmentations	Chemical structure	Exact Mass	Molecular Weight	RT (min)	Phytochemical compound
1.	anti-inflammatory	55,69,819 9,161,256, 314,372,4 46		446.230453	446	3.161	Pregn-5-ene-3,11-dione , 17,20,21-bis[methylene bis(oxy)]-,
2.	New chemical compounds	55,69,118, 136,158,1 76,207,25 3,383,416		416.329044	416	3.230	9,10-Secocholesta-5,7,10(19)-triene-3,24,25-triol (3β,5Z,7E)-
3.	Anti-inflammatory activity and antimicrobial activity	57,68,82,9 7,177,252		266.260965	266	4.054	8-Octadecenal
4.	Antioxidant, analgesic potential and anti-inflammatory activities	55,69,84,9 8,142,197		197.068808	197	4.031	Pyrrolizin-1,7-dione-6-carboxylic acid methyl(ester)
5.	anti-histaminic properties	57,70,84,1 08,151,19 5,221		252.183778	252	4.529	Tertbutyloxyformamide , N-methyl-N-[4-(1-pyrrolidinyl)-2-butenyl
6.	anti-inflammatory activity	57,100,17 2		172.070873	172	4.861	1,2,4-Triazino[5,6-E][1,2,4]-triazine-3,6-dione , hexahydro-
7.	anti-tumour activity	59,72,86,1 28,187,21 9,252		387.295788	387	4.941	Deoxyspergualin
8.	anti-inflammatory	60,73,85,9 7,126,145, 199		504.169035	504	5.330	α-D-Glucopyranoside , O-α-D-glucopyranosyl-(1.fwdarw.3)-β-
9.	Unknown	57,73,101, 127,144,1 72		172.109944	172	5.542	Cyclohexanecarboxylic acid , 2-hydroxy-,ethyl ester

10.	an anti-diabetic agent	55,70,84,121,139,192,208		209.152812	209	6.554	Aminoacetamide , N-methyl-N-[4-(1-pyrrolidinyl)-2-butynyl]-
11.	anti-inflammatory	55,67,79,120,138,194,281,314		314.22458	314	6.646	Pregna-3,5-dien-9-ol-20-one
12.	Anti-inflammatory effect	51,77,89,107,135		150.06808	150	7.046	2-Methoxy-4-vinylphenol
13.	antimicrobial properties	55,69,91,107,135,150,168		184.109944	184	7.212	Ascaridole epoxide
14.	Unknown	63,77,91,106,133,161,177,191,206,222,253		253.095022	253	7.888	Trans-3,4,5-Trimethoxy-beta-nitrostyrene
15.	Unknown	58,69,84,97,122,152,181,213		335.249414	335	8.877	3-(N,N-Dimethylaurylammonio)propanesulfonate
16.	antiasthmatic, anti-inflammatory and antipyretic properties	60,73,112,133,238,281		343.090332	343	9.209	Tetraacetyl-d-xylonic nitrile
17.	anti-inflammatory	55,67,85,109,127,143,181,223,258,293,347,404		404.326921	404	9.490	Pentaerythritol , bis-O-(9-borabicyclo[3.3.1]non-9-yl)-di-O-methyl
18.	Anti-tumor	53,69,109,149,269,326,345,405,464		464.204632	464	10.348	5H-Cyclopropa[3,4]benz[1,2-e]azulen-5-one,9,9a-bis(acetyloxy)
19.	antimycobacterial activity	55,83,95,150,179		179.080709	179	10.623	1H-Purin-2-amine , 6-methoxy-N-methyl-

20.	antimycobacterial activity	57,107,12 6,154,211		242.151809	242	10.852	1,2-Cyclopentanedicarboxylic acid 4-(1,1-dimethylethyl)-dim
21.	Unknown	55,113,15 4		189.074956	189	10.920	Glycyl-D-asparagine
22.	Anti-cancer activity	58,69,114, 142,170,2 41		241.27695	241	11.000	1-Tetradecanamine, N,N-dimethyl-
23.	anti-inflammatory effect	55,77,91,1 36,203,23 9,300,346		346.141638	346	11.126	Gibberellic acid
24.	Anti-inflammatory	51,7793,1 49,187,22 4,267,327, 355		355.106924	355	11.521	2,7-Diphenyl-1,6-dioxypyridazino[4,5:2',3']pyrrolo[4',5'-d]pyrida
25.	Unknown	55,81,95,1 35,163,19 1		224.141245	224	11.910	Propiolic acid, 3-(1-hydroxy-2-isopropyl-5-methylcyclohexyl)-
26.	Antibacterial, antiviral, anti-thrombosis, anti-tumor, anti-inflammatory	57,73,85,9 8,129,157, 213,256,2 78,353396 ,414		652.49142	652	13.684	1-(+)-Ascorbic acid 2,6-dihexadecanoate
27.	Anti-inflammatory	57,71,81,9 5,111,123, 137,196,2 21,249,27 8		296.307917	296	15.034	Phytol

objective of this study was to assess the efficacy of methanolic seeds extract of *Ricinus communis* L. against *Callosobruchus maculatus* (Coleoptera: Brauchidae) under laboratory conditions.

## MATERIALS AND METHODS

### Extraction and isolation of *Ricinus communis*

Seeds (2 kg) of *Ricinus communis* have been collected from gardens in Hilla city, middle of Iraq). *Ricinus communis* was stored in airtight container to avoid the effect of humidity and then stored at room temperature until further use. Methanolic extract of *Ricinus communis* powdered were soaked in 1000 mL methanol for ten hours in a rotatory shaker<sup>18-27</sup>. The filtrates were used for further phytochemical analysis.

### Evaluation of anti-insect activity

Laboratory culture of *Callosobruchus maculatus* (Coleoptera: Brauchidae) was obtained from college of science for woman university of Babylon. Two hundred insects were released in plastic containers having 700 of cowpea seed covered by muslin cloth, containers kept in acclimatized chambers at  $28 \pm 2^\circ\text{C}$  and  $65 \pm 5\%$  humidity, after ten days adults were removed. The insects emerged after four weeks were used in entire investigation<sup>28</sup>. A control was prepared in the same way but extract application was omitted. Five replicates were set up for the treated<sup>29-30</sup>.

### Statistical analysis

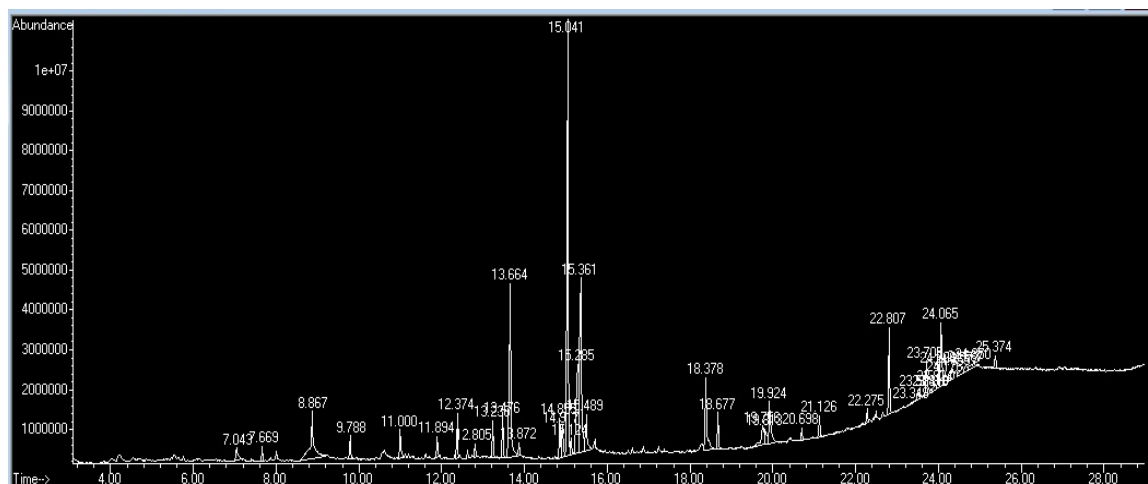
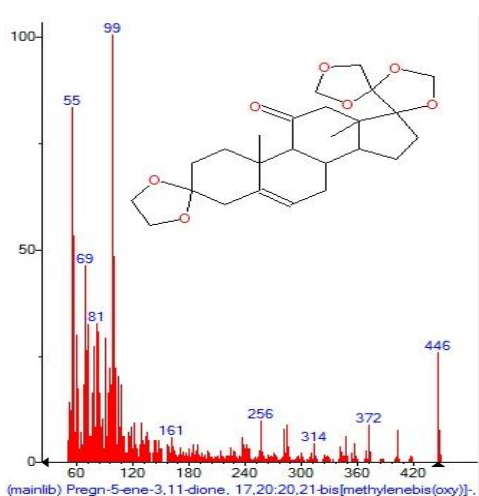
Figure 1: GC-MS chromatogram of methanolic extract of *Ricinus communis*.

Figure 2: Mass spectrum of Pregnen-5-ene-3,11-dione, 17,20,21-bis[methylene bis(oxy)]-, with Retention Time (RT)= 3.161.

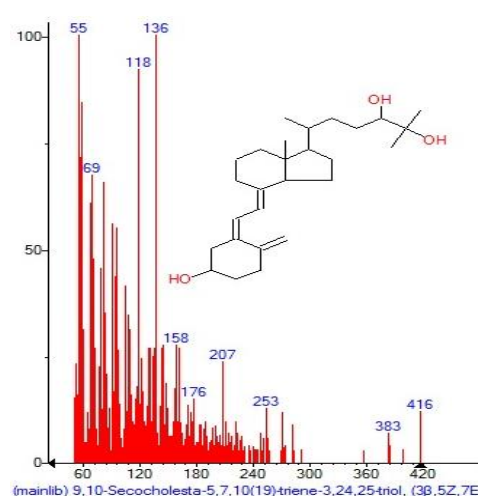


Figure 3: Mass spectrum of 9,10-Secocholesta-5,7,10(19)-triene-3,24,25-triol, (3β,5Z,7E)- with Retention Time (RT)= 3.230.

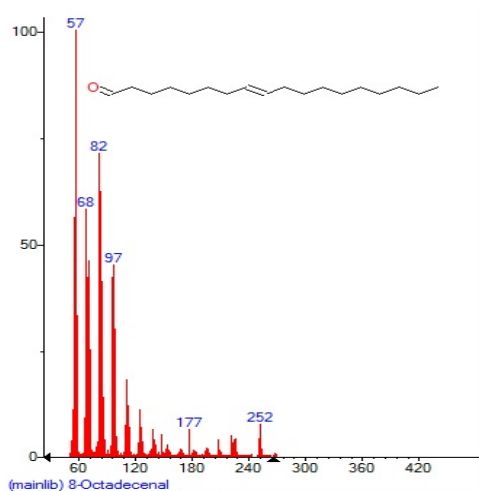


Figure 4: Mass spectrum of 8-Octadecenal with Retention Time (RT)= 4.054.

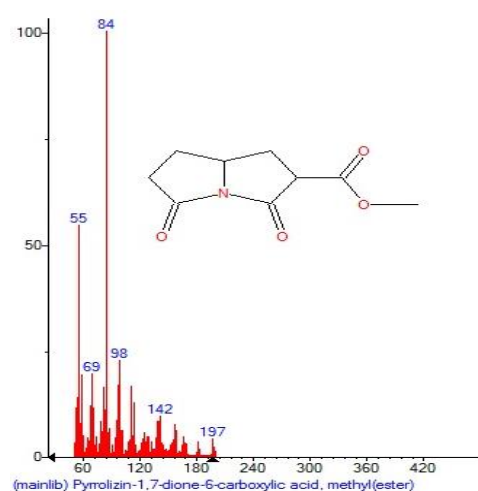


Figure 5: Mass spectrum of Pyrrolizin-1,7-dione-6-carboxylic acid, methyl(ester) with Retention Time (RT)= 4.031.

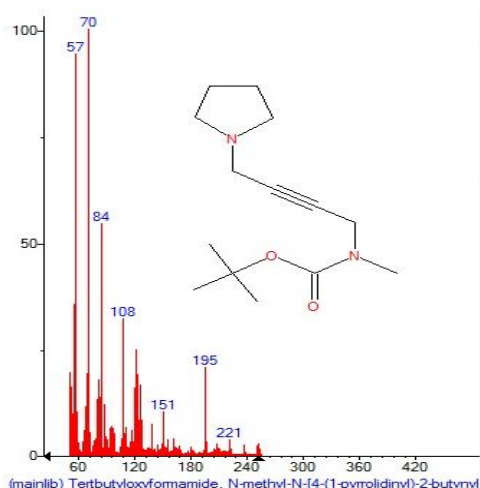


Figure 6: Mass spectrum of Tertbutyloxyformamide , N-methyl-N-[4-(1-pyrrolidinyl)-2-butynyl with Retention Time (RT)= 4.529.

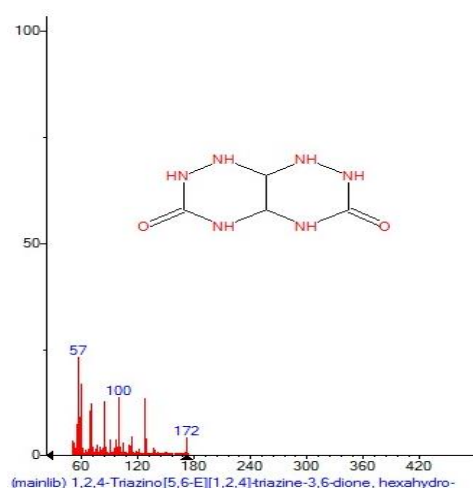


Figure 7: Mass spectrum of 1,2,4-Triazino[5,6-E][1,2,4]-triazine-3,6-dione , hexahydro- with Retention Time (RT)= 4.861.

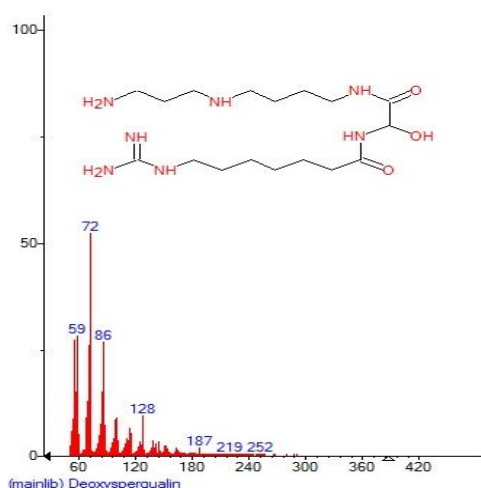


Figure 8: Mass spectrum of Deoxyspergualin with Retention Time (RT)= 4.941.

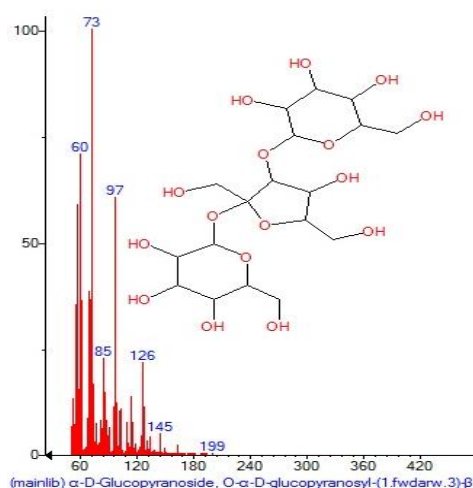


Figure 9: Mass spectrum of α-D-Glucopyranoside , O-α-D-glucopyranosyl-(1.fwdarw.3)-β- with Retention Time (RT)= 5.330.

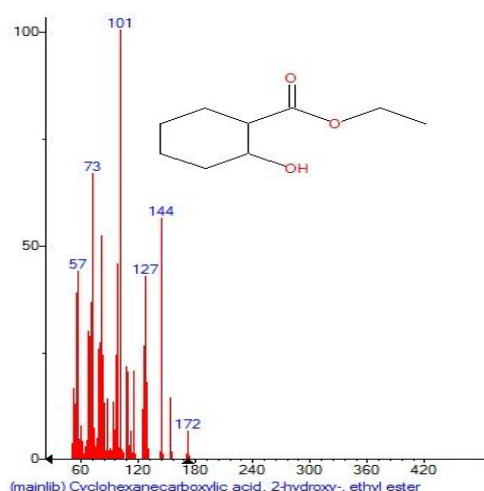


Figure 10: Mass spectrum of Cyclohexanecarboxylic acid , 2-hydroxy-,ethyl ester with Retention Time (RT)= 5.542.

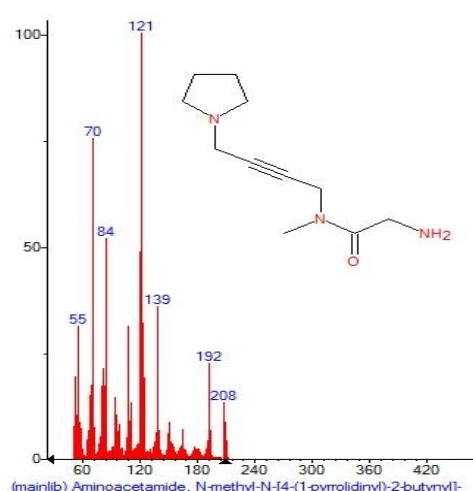


Figure 11: Mass spectrum of Aminoacetamide , N-methyl-N-[4-(1-pyrrolidinyl)-2-butynyl]- with Retention Time (RT)= 6.554.



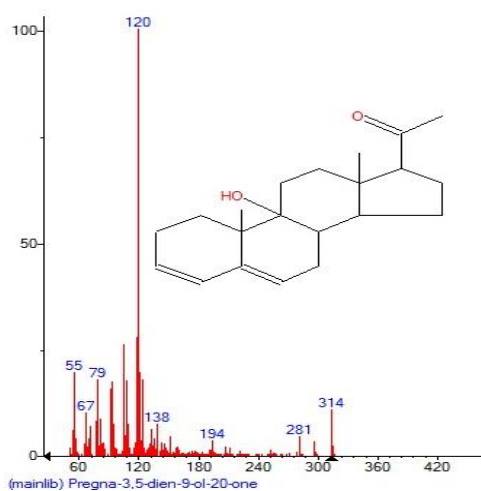


Figure 12: Mass spectrum of Pregna-3,5-dien-9-ol-20-one with Retention Time (RT)= 6.646.

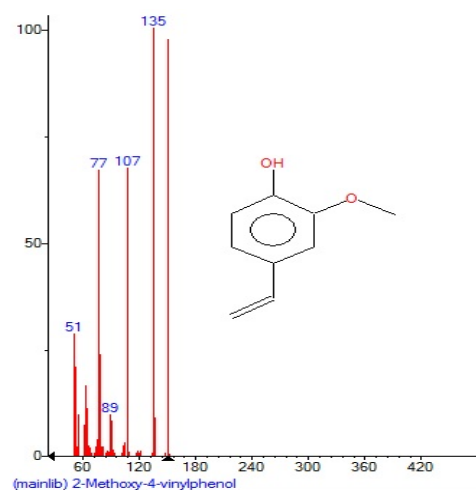


Figure 13: Mass spectrum of 2-Methoxy-4-vinylphenol with Retention Time (RT)= 7.046.

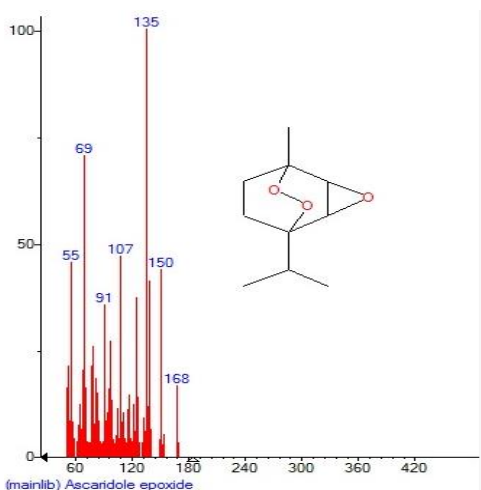


Figure 14: Mass spectrum of Ascaridole epoxide with Retention Time (RT)= 7.212.

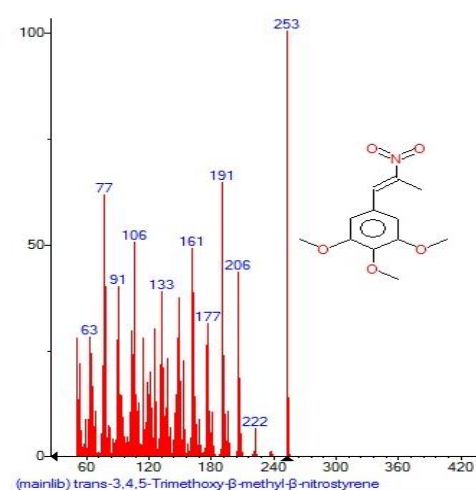


Figure 15: Mass spectrum of Trans-3,4,5-Trimethoxy-β-nitrostyrene with Retention Time (RT)= 7.888.

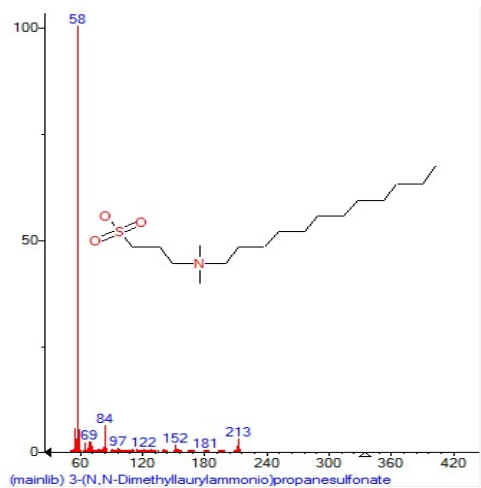


Figure 16: Mass spectrum of 3-(N,N-Dimethylaurylammonio)propanesulfonate with Retention Time (RT)= 8.877.

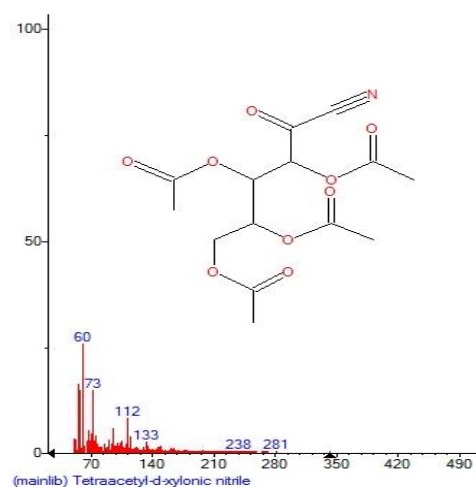


Figure 17: Mass spectrum of Tetraacetyl-d-xylonic nitrile with Retention Time (RT)= 9.209.

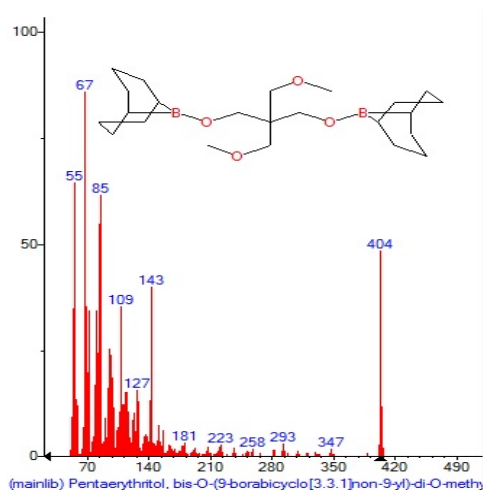


Figure 18: Mass spectrum of Pentaerythritol , bis-O-(9-borabicyclo[3.3.1]non-9-yl)-di-O-methyl with Retention Time (RT)= 9.490.

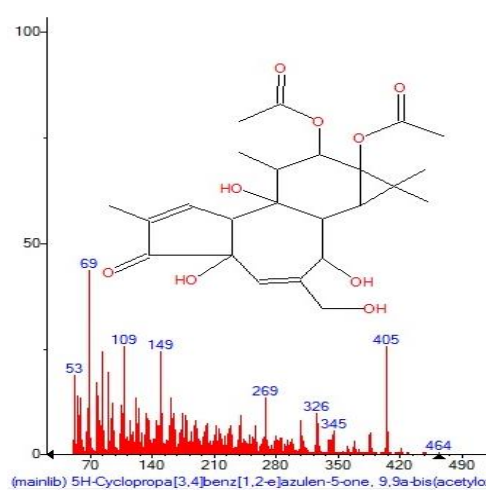


Figure 19: Mass spectrum of 5H-Cyclopropa[3,4]benz[1,2-e]azulen-5-one, 9,9a-bis(acetyloxy) with Retention Time (RT)= 10.348.

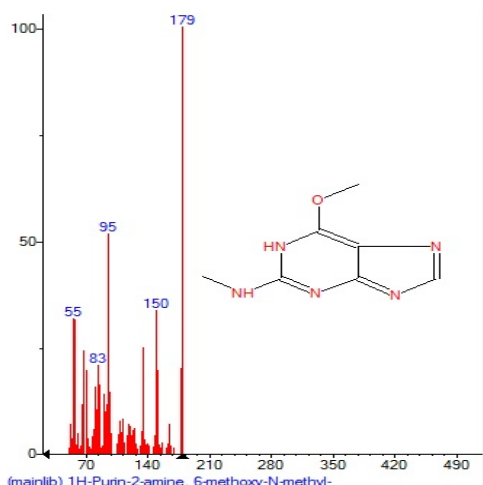


Figure 20: Mass spectrum of 1H-Purin-2-amine , 6-methoxy-N-methyl- with Retention Time (RT)= 10.623.

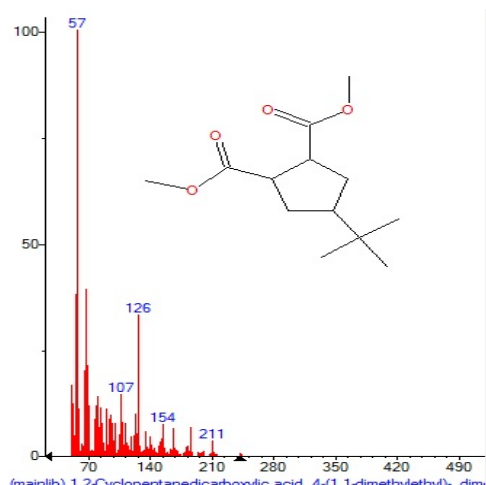


Figure 21: Mass spectrum of 1,2-Cyclopentanedicarboxylic acid 4-(1,1-dimethylethyl)-dim with Retention Time (RT)= 10.852.

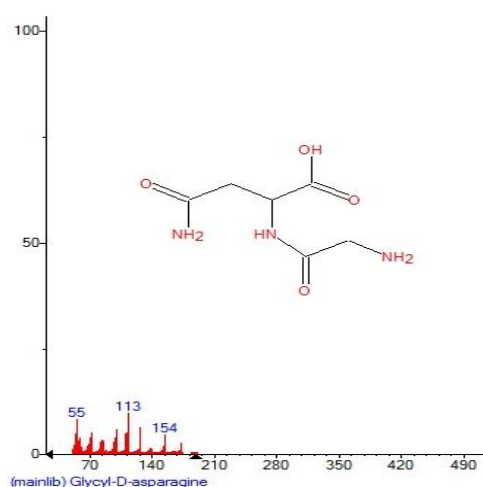


Figure 22: Mass spectrum of Glycyl-D-asparagine with Retention Time (RT)= 10.920.

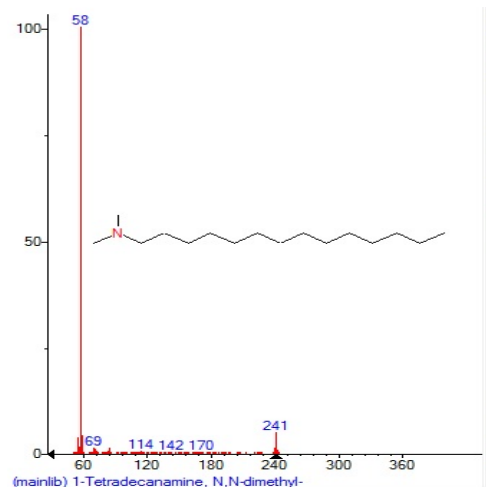


Figure 23: Mass spectrum of 1-Tetradecanamine , N,N-dimethyl- with Retention Time (RT)= 11.000.



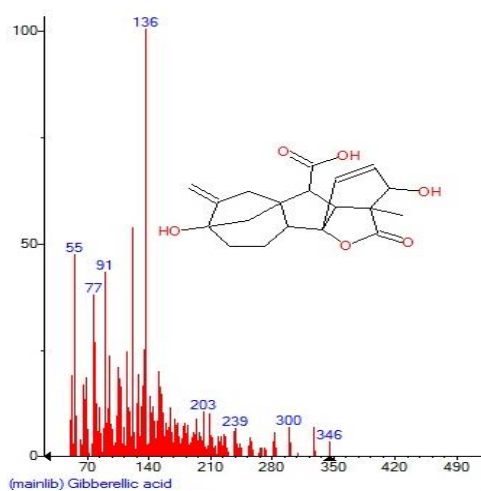


Figure 24: Mass spectrum of Gibberellic acid with Retention Time (RT)= 11.126.

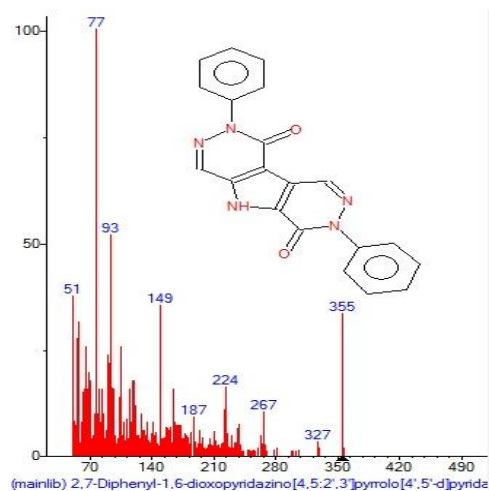


Figure 25: Mass spectrum of 2,7-Diphenyl-1,6-dioxypyridazino[4,5:2',3']pyrrolo[4',5'-d]pyrida with Retention Time (RT)= 11.521.

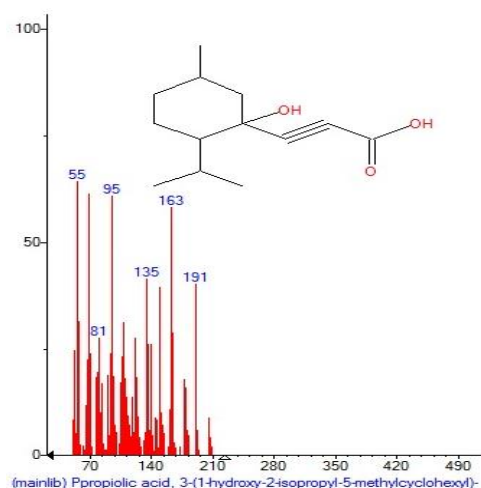


Figure 26: Mass spectrum of Propionic acid, 3-(1-hydroxy-2-isopropyl-5-methylcyclohexyl)- with Retention Time (RT)= 11.910.

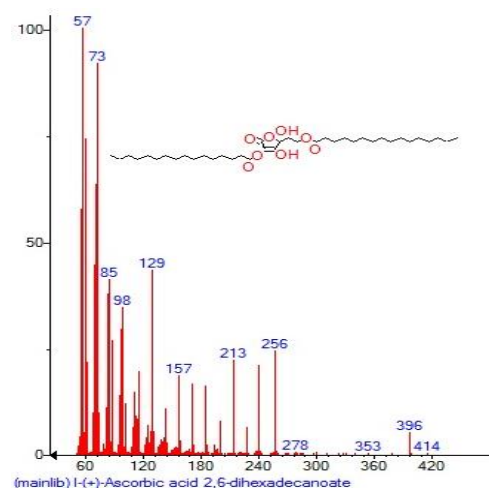


Figure 27: Mass spectrum of 1-(+)-Ascorbic acid 2,6-dihexadecanoate with Retention Time (RT)= 13.684.

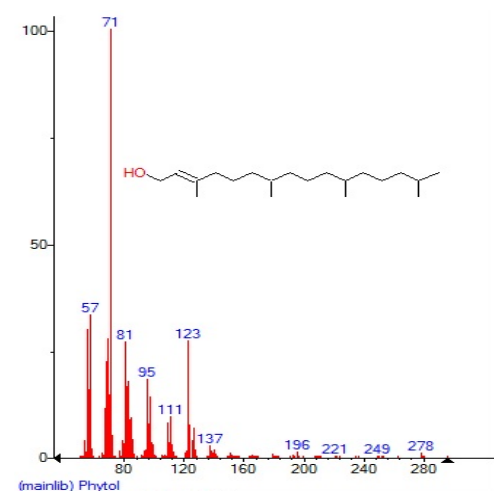


Figure 28: Mass spectrum of Phytol with Retention Time (RT)= 15.034.

Results of the study were based on analysis of variance (ANOVA) using Statistica Software. A significance level of 0.05 was used for all statistical tests<sup>34-36</sup>.

#### Gas chromatography – mass spectrum analysis

GC-MS is a powerful technique used for many applications which have very high sensitivity and specificity. The combination of a principle separation technique (GC) with the best identification technique (MS) made GC-MS an ideal for qualitative and quantitative analysis for volatile and semi-volatile compounds<sup>37</sup>. The GC-MS analysis of the plant extract was made in a (Agilent 789 A) instrument under computer control at 70 eV. About 1 µL of the methanol extract was injected into the GC-MS using a micro syringe and the scanning was done for 45 minutes. As the compounds were separated, they eluted from the column and entered a detector which was capable of creating an electronic signal whenever a compound was detected. The greater the concentration in the sample, bigger was the signal obtained which was then processed by a computer. The time from when the injection was made

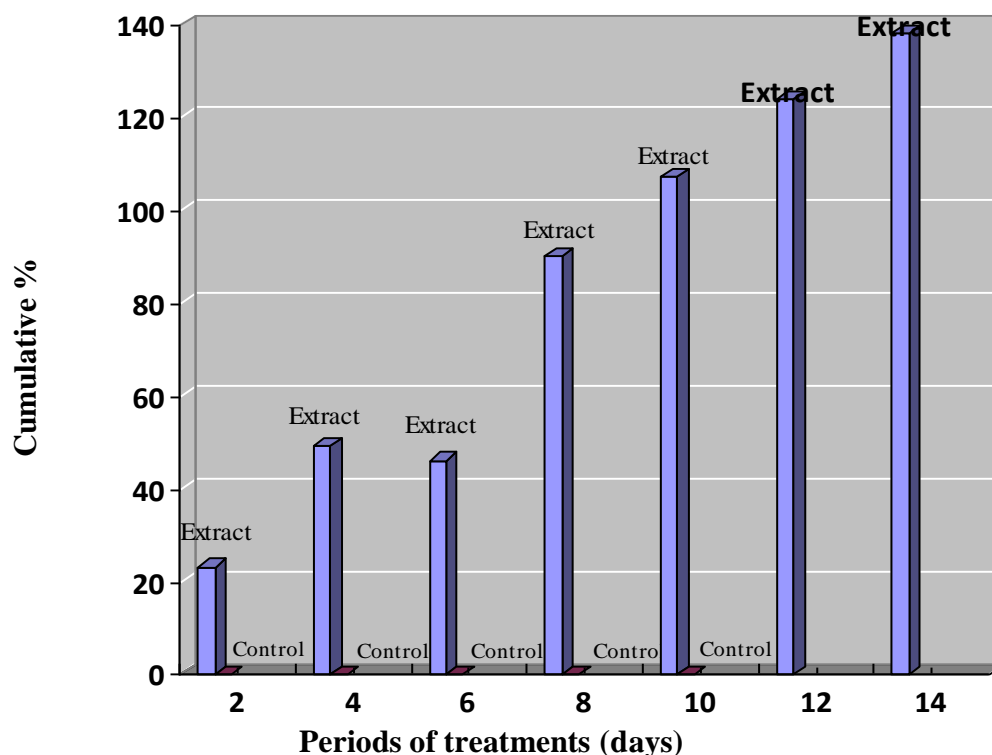


Figure 29: Effect of methanolic leaves extract of *Ricinus communis* on accumulative mortality of *Callosobruchus maculatus* (Coleoptera: Brauchidae) (adults).

(Initial time) to when elution occurred referred to as the Retention time (RT)<sup>38-40</sup>. While the instrument was run, the computer generated a graph from the signal called Chromatogram. Each of the peaks in the chromatogram represented the signal created when a compound eluted from the Gas chromatography column into the detector. The X-axis showed the RT and the Y-axis measured the intensity of the signal to quantify the component in the sample injected. As individual compounds eluted from the Gas chromatographic column, they entered the electron ionization (mass spectroscopy) detector, where they were bombarded with a stream of electrons causing them to break apart into fragments. The fragments obtained were actually charged ions with a certain mass. The M/Z (mass / charge) ratio obtained was calibrated from the graph obtained, which was called as the Mass spectrum graph which is the fingerprint of a molecule. Before analyzing the extract using gas chromatography and mass spectroscopy, the temperature of the oven, the flow rate of the gas used and the electron gun were programmed initially. The temperature of the oven was maintained at 100°C. Helium gas was used as a carrier as well as an eluent. The flow rate of helium was set to 1ml per minute. The electron gun of mass detector liberated electrons having energy of about 70eV. The column employed here for the separation of components was Elite 1 (100% dimethyl poly siloxane). The identity of the components in the extracts was assigned by the comparison of their retention indices and mass spectra fragmentation patterns with those stored on the computer

library and also with published literatures. Compounds were identified by comparing their spectra to those of the Wiley and NIST/EPA/NIH mass spectral libraries<sup>41-46</sup>.

## RESULTS AND DISCUSSION

### Identification of phytochemical compounds

Gas chromatography and mass spectroscopy analysis of compounds was carried out in methanolic seeds extract of *Ricinus communis*, shown in Table 1. The GC-MS chromatogram of the 27 peaks of the compounds detected was shown in Figure 1. The first set up peak were determined to be Pregn-5-ene-3,11-dione , 17,20,21-bis[methylene bis(oxy)]-, 9,10-Secocholesta -5,7,10(19)-triene-3,24,25-triol , (3 $\beta$ ,5Z,7E)- , 8-Octadecenal , Pyrrolizin-1,7-dione-6-carboxylic acid , methyl(ester) , Tertbutyloxyformamide , N-methyl-N-[4-(1-pyrrolidinyl)-2-butynyl] , 1,2,4-Triazino[5,6-E][1,2,4]-triazine-3,6-dione , hexahydro- , Deoxyspergualin ,  $\alpha$ -D-Glucopyranoside , O- $\alpha$ -D-glucopyranosyl-(1.fwdarw.3)- $\beta$ - , Cyclohexanecarboxylic acid , 2-hydroxy-,ethyl ester , Aminoacetamide , N-methyl-N-[4-(1-pyrrolidinyl)-2-butynyl]- , Pregna-3,5-dien-9-ol-20-one , 2-Methoxy-4-vinylphenol , Ascaridole epoxide , Trans-3,4,5-Trimethoxy- $\beta$ -nitrostyrene , 3-(N,N-Dimethyl-laurylammonio)propanesulfonate , Tetraacetyl-d-xylonic nitrile , Pentaerythritol , bis-O-(9-borabicyclo[3.3.1]non-9-yl)-di-O-methyl , 5H-Cyclopropa[3,4]benz[1,2-e]azulen-5-one,9,9a-bis(acetyloxy) , 1H-Purin-2-amine , 6-methoxy-N-methyl- , 1,2-Cyclopentanedicarboxylic acid 4-(1,1-

dimethylethyl)-dimethyl-, Glycyl-D-asparagine, 1-Tetradecanamine, N,N-dimethyl-, Gibberellic acid, 2,7-Diphenyl-1,6-dioxypyridazino[4,5:2',3']pyrrolo[4',5'-d]pyrida, Propionic acid, 3-(1-hydroxy-2-isopropyl-5-methylcyclohexyl)-, 1-(+)-Ascorbic acid, 2,6-dihexadecanoate and Phytol Figure 2-28.

#### Determination of anti-insect (*Callosobruchus maculatus*) activity

In the current study, the anti-insect activity of the methanolic seeds extract was evaluated. The methanol extracts of *Ricinus communis* significantly affected survival of adult with 100%, during 14 days after treatment Figure 29. The relation between exposure period and treatment was very significant  $p < 0.05$ . Significant insecticidal activity against *Callosobruchus maculatus* adults was observed with crude methanol extract from *Ricinus communis*. Adults were more susceptible to extract of *Ricinus communis*. Pacheco et al. (1995)<sup>47</sup> used refined soybean and crude castor oils to control infestations of beetles *Callosobruchus maculatus* and *Callosobruchus phaseoli* (Gyllenhal) in stored chickpea (*Cicer arietinum* L.). Niber (1994)<sup>48</sup> showed the effectiveness of leaf and seed powders and slurries of several plant species, including *Azadirachta indica* Juss (Meliaceae), *R. communis* and *S. nigrum*, in protecting stored wheat and maize grains against damage caused by *S. oryzae* and *P. truncatus* (Horn). Shaaya et al., (1991)<sup>49</sup> suggest good potential for the use of materials derived from *R. communis* and *S. nigrum* as toxicant agents in storage pest management systems, particularly for resource poor farmers in developing countries. Some essential oils extracted from various plants had been shown to possess insecticidal and protectant properties. Previous studies have demonstrated the effectiveness of different vegetable oils in protecting grains against major stored-product insect pests<sup>50-54</sup>. The insecticidal activity of plant materials derived from *R. communis* is attributed to its major components of protein ricins and alkaloid ricinine which are lethal at very low concentrations<sup>51</sup>. Our results agree with De Sousa et al. (2005)<sup>55</sup> studying the effect of seven plant powders against *C. maculatus* in *V. unguiculata* seeds found that the *E. caryophyllata* and *P. nigrum* reduced oviposition in 100% and adult emergence in 100% too.

#### CONCLUSION

Medicinal property of plant extract is due to presence of secondary metabolites identified by GC-MS analysis. In the present study determined that thirtyone phytoconstituents were identified from methanol extract of *R. communis*. This plant was highly active on accumulative mortality of *Callosobruchus maculatus* (Coleoptera: Bruchidae) (adult).

#### ACKNOWLEDGMENT

The authors acknowledge technical officers of Department of Biology, College of Science for women, University of Babylon for their contribution to laboratory works in this study.

#### REFERENCES

1. Arthur FH. Grain protectants: current status and prospects for the future. *Journal of Stored Product Research*. 1996; 32: 293-302.
2. Santos JC, Faroni LA, Simões RO, Pimentel MA, Sousa AH. Toxicity of pyrethroids and organophosphorus insecticides to Brazilian populations of *Sitophilus zeamais* (Coleoptera: Curculionidae). *Bioscience Journal*. 2009; 25:75-81.
3. Pimente M, Faroni LR, Guedes R, Sousa AH. Phosphine resistance in Brazilian populations of *Sitophilus zeamais* Motschulsky (Coleoptera: Curculionidae). *Journal of Stored Product Research*. 2009; 45:71-74.
4. Tavares WS, Costa MA, Cruz I, Silveira RD, Serrão JE. Selective effects of natural and synthetic insecticides on mortality of *Spodoptera frugiperda* (Lepidoptera: Noctuidae) and its predator *Eriopis connexa* (Coleoptera: Coccinellidae). *Journal of Environmental Science and Health B*. 2010; 45: 557-561.
5. Tinkeu L, Goudoum SN, Ngassoum A, Mapongmetsem MB, Kouninki PM, Hance T. Persistence of the insecticidal activity of five essential oils on the maize weevil *Sitophilus zeamais* (Motsch.) (Coleoptera: Curculionidae). *Communications in Agricultural and Applied Biological Sciences*. 2004; 69: 145-147.
6. Vanmathi JS, Padmalatha C, Ranjitsingh, AJ, Suthakarisaac S. Efficacy of selected plant extracts on the oviposition deterrent and adult emergence activity of *Callosobruchus maculatus* F. (Coleoptera: Bruchidae). *Global J. Sci. Frontier Res*. 2010; 10(8): 1-7.
7. Fouad HA, Faroni LR, Ribeiro C, Tavares WD, Petacci F. Extraction and repellent activity of *Lepidoploa aurea* and *Memora nodosa* against stored grain and byproduct pests. *Vie Milieu-life and environment*. 2012; 62: 11-15.
8. Akinneye JO, Adedire C, Arannilewa ST. Potential of *Cleistopholis patens* Elliot as maize protectase against the stored product moth, *Plodia interpunctella* (Hubner) (Lepidoptera: Pyralidae). *Afr. J. Biotechnol*. 2006; 5(25): 2510-1515.
9. Potenza MR, Arthur V, Felicio JD, Rossi MH, Silvestre DF, Gomes DH. Efeito de produtos naturais irradiados sobre *Sitophilus zeamais* Mots. (Coleoptera: Curculionidae). *Arquivos do Instituto Biológico*. 2004; 71: 477-484.
10. Ashouri S, Shayesteh N. Insecticidal activities of black pepper and red pepper in powder from on adults of *Rhyzopertha dominica* (F.) and *Sitophilus granarius* (L.). *Pak. Entomol*. 2009; 31(2): 122-127.
11. Haghtalab N, Shayesteh N, Aramideh, S. Insecticidal efficacy of castor and hazelnut oils in stored cowpea against *Callosobruchus maculatus* (F.) (Coleoptera: Bruchidae). *Journal of Biological Science*. 2009; 9:175-179.
12. Bekele JA, Obeng-Ofori D, Hassanali A. Evaluation of *Ocimum kenyense* (Ayobangira) as source of

- repellents, toxicants and protectants in storage against three stored product insect pests. *J Appl. Ent.* 1997; 121(3): 169-173.
13. Tapondjou AL, Adler C, Fontem DA, Bouda H, Reichmuth C. Bioactivities of cymol and essential oils of *Cupressus sempervirens* and *Eucalyptus saligna* against *Sitophilus zeamais* Motschulsky and *Tribolium confusum* du Val. *Journal of Stored Products Research.* 2005; 41, 91-102.
  14. Regnault-Roger C, Hamraoui A. Fumigant toxic activity and reproductive inhibition induced by monoterpenes on *Acanthoscelides obtectus* (Say) (Coleoptera), a bruchid of kidney bean (*Phaseolus vulgaris* L.). *Journal of Stored Products Research.* 1995; 31:291-299.
  15. Mahmoudvand M, Abbasipour H, Hosseinpour MH, Rastegar F, Basij M. Using some Plant Essential Oils as natural fumigants against adults of *Callosobruchus maculatus* (F.) (Coleoptera: Bruchidae). *Munis Entomology & Zoology.* 2011; 6:150-154.
  16. Arabi F, Moharrampour S, Sefidkon F. Chemical composition and insecticidal activity of essential oil from *Perovskia abrotanoides* (Lamiaceae) against *Sitophilus oryzae* (Coleoptera: Curculionidae) and *Tribolium castaneum* (Coleoptera: Tenebrionidae). *International Journal of Tropical Insect Science.* 2008; 28:144-150.
  17. Ahn YJ, Lee SB, Lee HS, Kim GH. Insecticidal and acaricidal activity of carvacrol and b-thujaplicine derived from *Thujopsis dolabrata* var. *hondai* sawdust. *Journal of Chemical Ecology.* 1998; 24:81-90.
  18. Kadhim MJ, Sosa AA, Hameed IH. Evaluation of anti-bacterial activity and bioactive chemical analysis of *Ocimum basilicum* using Fourier transform infrared (FT-IR) and gas chromatography-mass spectrometry (GC-MS) techniques. *International Journal of Pharmacognosy and Phytochemical Research.* 2016; 8(6): 127-146.
  19. Mohammed GJ, Kadhim MJ, Hussein HM. Characterization of bioactive chemical compounds from *Aspergillus terreus* and evaluation of antibacterial and antifungal activity. *International Journal of Pharmacognosy and Phytochemical Research.* 2016; 8(6): 889-905.
  20. Hameed IH, Altameme HJ, Idan SA. *Artemisia annua*: Biochemical products analysis of methanolic aerial parts extract and anti-microbial capacity. *Research Journal of Pharmaceutical, Biological and Chemical Sciences.* 2016; 7(2): 1843- 1868.
  21. Hussein AO, Mohammed GJ, Hadi MY, Hameed IH. Phytochemical screening of methanolic dried galls extract of *Quercus infectoria* using gas chromatography-mass spectrometry (GC-MS) and Fourier transform-infrared (FT-IR). *Journal of Pharmacognosy and Phytotherapy.* 2016; 8(3): 49-59.
  22. Sosa AA, Bagi SH, Hameed IH. Analysis of bioactive chemical compounds of *Euphorbia lathyris* using gas chromatography-mass spectrometry and fourier-transform infrared spectroscopy. *International Journal of Pharmacognosy and Phytochemical Research.* 2016; 8(5): 109-126.
  23. Altameme HJ, Hadi MY, Hameed IH. Phytochemical analysis of *Urtica dioica* leaves by fourier-transform infrared spectroscopy and gas chromatography-mass spectrometry. *Journal of Pharmacognosy and Phytotherapy.* 2015a; 7(10): 238-252.
  24. Mohammed GJ, Omran AM, Hussein HM. Antibacterial and Phytochemical Analysis of *Piper nigrum* using Gas Chromatography-Mass Spectrum and Fourier-Transform Infrared Spectroscopy. *International Journal of Pharmacognosy and Phytochemical Research.* 2016; 8(6): 977-996.
  25. Hamza LF, Kamal SA, Hameed IH. Determination of metabolites products by *Penicillium expansum* and evaluating antimicrobial activity. *Journal of Pharmacognosy and Phytotherapy.* 2015; 7(9): 194-220.
  26. Jasim H, Hussein AO, Hameed IH, Kareem MA. Characterization of alkaloid constitution and evaluation of antimicrobial activity of *Solanum nigrum* using gas chromatography mass spectrometry (GC-MS). *Journal of Pharmacognosy and Phytotherapy.* 2015; 7(4): 56-72.
  27. Hadi MY, Mohammed GJ, Hameed IH. Analysis of bioactive chemical compounds of *Nigella sativa* using gas chromatography-mass spectrometry. *Journal of Pharmacognosy and Phytotherapy.* 2016; 8(2): 8-24.
  28. Hameed IH, Ibraheem IA, Kadhim HJ. Gas chromatography mass spectrum and fourier-transform infrared spectroscopy analysis of methanolic extract of *Rosmarinus officinalis* leaves. *Journal of Pharmacognosy and Phytotherapy.* 2015; 7 (6): 90-106.
  29. Shareef HK, Muhammed HJ, Hussein HM, Hameed IH. Antibacterial effect of ginger (*Zingiber officinale*) roscoe and bioactive chemical analysis using gas chromatography mass spectrum. *Oriental Journal of Chemistry.* 2016; 32(2): 20-40.
  30. Al-Jassaci MJ, Mohammed GJ, Hameed IH. Secondary Metabolites Analysis of *Saccharomyces cerevisiae* and Evaluation of Antibacterial Activity. *International Journal of Pharmaceutical and Clinical Research.* 2016; 8(5): 304-315.
  31. Mohammed GJ, Al-Jassani MJ, Hameed IH. Antibacterial, Antifungal Activity and Chemical analysis of *Punica grantanum* (Pomegranate peel) using GC-MS and FTIR spectroscopy. *International Journal of Pharmacognosy and Phytochemical Research.* 2016; 8(3): 480-494.
  32. Al-Marzoqi AH, Hadi MY, Hameed IH. Determination of metabolites products by *Cassia angustifolia* and evaluate antimicrobial activity. *Journal of Pharmacognosy and Phytotherapy.* 2016; 8(2): 25-48.
  33. Altameme HJ, Hameed IH, Abu-Serag NA. Analysis of bioactive phytochemical compounds of two medicinal plants, *Equisetum arvense* and *Alchemilla vulgaris* seed using gas chromatography-mass spectrometry and fourier-transform infrared

- spectroscopy. Malays. Appl. Biol. 2015b; 44(4): 47–58.
34. Hameed IH, Hamza LF, Kamal SA. Analysis of bioactive chemical compounds of *Aspergillus niger* by using gas chromatography-mass spectrometry and fourier-transform infrared spectroscopy. Journal of Pharmacognosy and Phytotherapy. 2015b;7(8): 132-163.
  35. Hameed IH, Hussein HJ, Kareem MA, Hamad NS. Identification of five newly described bioactive chemical compounds in methanolic extract of *Mentha viridis* by using gas chromatography-mass spectrometry (GC-MS). Journal of Pharmacognosy and Phytotherapy. 2015; 7 (7): 107-125.
  36. Hussein HM, Hameed IH, Ibraheem OA. Antimicrobial Activity and spectral chemical analysis of methanolic leaves extract of *Adiantum Capillus-Veneris* using GC-MS and FT-IR spectroscopy. International Journal of Pharmacognosy and Phytochemical Research. 2016; 8(3): 369-385.
  37. Hussein HJ, Hadi MY, Hameed IH. Study of chemical composition of *Foeniculum vulgare* using Fourier transform infrared spectrophotometer and gas chromatography - mass spectrometry. Journal of Pharmacognosy and Phytotherapy. 2016; 8(3): 60-89.
  38. Kadhim MJ, Mohammed GJ, Hameed IH. In vitro antibacterial, antifungal and phytochemical analysis of methanolic fruit extract of *Cassia fistula*. Oriental Journal of Chemistry. 2016; 32(2): 10-30.
  39. Altameme HJ, Hameed IH, Idan SA, Hadi MY. Biochemical analysis of *Origanum vulgare* seeds by fourier-transform infrared (FT-IR) spectroscopy and gas chromatography-mass spectrometry (GC-MS). Journal of Pharmacognosy and Phytotherapy. 2015c; 7(9): 221-237.
  40. Shukla R, Siravatava B, Kumar R, Dubey NK. Potential of some powders in reducing infection of chickpea by *Callosobruchus maculatus* (Coleoptera: Brauchidae). J. Agricultur. Technol. 2007; 3(1): 11-19.
  41. Hussein HM. Determination of phytochemical composition and ten elements content (CD, CA, CR, CO, FE, PB, MG, MN, NI AND ZN) of *CARDARIA DRABA* by GC-MS, FT-IR and AAS technique. Int. J Pharm Bio Sci. 2016;7(3): (B) 1009 – 1017.
  42. Hussein HM. Analysis of trace heavy metals and volatile chemical compounds of *Lepidium sativum* using atomic absorption spectroscopy, gas chromatography-mass spectrometric and fourier-transform infrared spectroscopy. Research Journal of Pharmaceutical, Biological and Chemical Sciences. 2016;7(4): 2529 – 2555.
  43. Jaddoa HH, Hameed IH, Mohammed GJ. Analysis of volatile metabolites released by *Staphylococcus aureus* using gas chromatography-Mass spectrometry and determination of its antifungal activity. Orient J Chem. 2016;32(4).
  44. Hameed IH, Salman HD, Mohammed GJ. Evaluation of antifungal and antibacterial activity and analysis of bioactive phytochemical compounds of *Cinnamomum zeylanicum* (Cinnamon bark) using gas chromatography-mass spectrometry. Orient J Chem. 2016;32(4).
  45. Kadhim MJ, Mohammed GJ, Hussein HM. Analysis of bioactive metabolites from *Candida albicans* using (GC-MS) and evaluation of antibacterial activity. International Journal of Pharmaceutical and Clinical Research. 2016; 8(7): 655-670.
  46. Ubaid JM, Hussein HM, Hameed IH. Analysis of bioactive compounds of *Tribolium castaneum* and evaluation of anti-bacterial activity. International Journal of Pharmaceutical and Clinical Research. 2016; 8(7): 655-670.
  47. Pacheco IA, de Castro MF, de Paula DC, Lourenzao AL, Bolonhezi S, Barbieri MK. Efficacy of soybean and castor oils in control of *Callosobruchus maculatus* (F.) and *Callosobruchus phaseoli* (Gyllenhal) in stored chickpeas (*Cicer arietinum* L.). Journal of Stored Product Research. 1995; 31: 221-228.
  48. Niber TB, Helenius J, Varis A. Toxicity of plant extracts to three storage beetles (Coleoptera). 1. Appl. Ent. 1992; 113: 202-208.
  49. Shaaya E, Ravial U, Paster N, Juven B, Zisman U, Pissarev V. Fumigant toxicity of essential oils against four major stored product insects. 1. Chem. Ecol. 1991; 17: 499-504.
  50. Obeng-ofori D, Amiteye S. Efficacy of mixing vegetable oils mixed with pirimiphosmethyl against the maize weevil, *Sitophilus zeamais* Motschulsky in stored maize. Journal of Stored Product Research. 2005; 41:56- 57.
  51. Wanyika HN, Kareru PG, Keriko JM, Gachanja AN, Kenji GM, Mukiira NJ. Contact toxicity of some fixed plant oils and stabilized natural pyrethrum extracts against adult maize weevils (*Sitophilus zeamais* Motschulsky). African Journal of Pharmacy and Pharmacology. 2009; 3(2): 066-069.
  52. Abbiw D. *Useful plants of Ghana*. West African uses of wild cultivated plants. Intermediate Technology Publication and Royal Botanic Garden. 337 pp., 1990.
  53. Sahi NM. Evaluation of insecticidal activity of bioactive compounds from *Eucalyptus citriodora* against *Tribolium castaneum*. International Journal of Pharmacognosy and Phytochemical Research. 2016; 8(8).
  54. Ubaid JM, Hussein HM, Hameed IH. Determination of bioactive chemical composition of *Callosobruchus maculatus* and investigation of its anti-fungal activity. International Journal of Pharmacognosy and Phytochemical Research. 2016; 8(8).
  55. De Sousa AH, Maracaja PB, De Silva RM, De Maoura AM, Andrade WG. Bioactivity of vegetal powders against *Callosobruchus maculatus* (Coleoptera: Brauchidae) in caupi bean and seed physiological analysis. Revista De Biologia E. Ciencias Da Terra, 5(2): (2005)