

Synergistic Integration of Artificial Intelligence and Plant-Derived Nanoparticles for Next-Generation Therapeutic Systems

Pradeep M J¹, Poorvi S², Prasanna Kumar M J^{3*}, V. Rajasekhar Reddy⁴

¹Department of Biotechnology, GM University, Davangere, Karnataka, India

²Department of Computer Science and Engineering, BGS Institute of Technology, Adichunchanagiri University, BG Nagara, Mandya, Karnataka, India

^{3*}Department of Computer Science and Engineering, BGS Institute of Technology, Adichunchanagiri University, BG Nagara, Mandya, Karnataka, India. Email: prasannakumar@bgsit.ac.in (Corresponding Author)

⁴Department of FME, St. Martin's Engineering College, Dhulapally Road, Near Kompally, Medchal–Malkajgiri District, Secunderabad, Telangana, India

ABSTRACT

The development of therapeutic systems which will be used in the future requires the combination of artificial intelligence and nanoparticles which originate from plants. Phytochemicals function as both reducing agents and stabilizing agents for green-synthesized nanoparticles which leads to biocompatibility improvements and product lifespan extensions and biological performance enhancements. This study explores how different academic fields can create new solutions, particularly in cancer research, the development of antimicrobial agents, and the improvement of drug delivery systems. AI-powered methodologies contribute to the development of targeted delivery systems, controlled drug release mechanisms, and personalized treatment strategies. This method provides treatment benefits while reducing treatment side effects. The advancements have not resolved safety problems and the scalability of solutions and the ethical aspects which still require attention. The research demonstrates that regulatory frameworks need to be developed while industry standards require creation to protect public safety. Researchers developed an innovative system which combines artificial intelligence with plant-based nanotechnology to enhance both precision medicine and long-term healthcare delivery systems.

Keywords: Therapeutic Systems, Artificial Intelligence, Nanoparticles, Biocompatibility Improvements, AI-Powered Methodologies

How to cite this article: Pradeep MJ, Poorvi S, Prasanna Kumar MJ, Reddy VR. Synergistic Integration of Artificial Intelligence and Plant-Derived Nanoparticles for Next-Generation Therapeutic Systems. *Int J Drug Deliv Technol.* 2026;16(22s): 345-351. DOI: 10.25258/ijddt.16.22s.38

Source of support: Nil.

Conflict of interest: None

1. Introduction

1.1 Background

Nanotechnology and artificial intelligence have brought about major changes in present-day biomedical research. Researchers have focused on nanoparticles because their tiny size and unique physical and chemical properties create new possibilities for medical diagnosis and treatment. The environmentally friendly, cost-effective, and less hazardous plant-mediated or green synthesis of nanoparticles has attracted a lot of attention among the many approaches to this problem [1]. The plant-based production of nanoparticles uses bioactive phytochemicals which include flavonoids and alkaloids and phenolics as natural methods to reduce and stabilize particles. The field of healthcare has experienced complete transformation through machine learning deep learning and artificial intelligence which enable organizations to enhance biological system

performance and create accurate predictive models and make informed decisions based on data analysis. The combination of these two fields creates a new and positive path for developing new medical treatments.

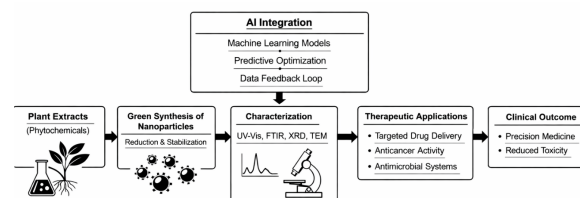


Figure 1: AI-Plant Nanoparticle Integrated Therapeutic Framework Diagram, Source: Author Generated (ChemDraw-style schematic)

1.2 Rationale of the Study

Scientists need new ways to deliver medicine because current methods face multiple restrictions, which leads them to create artificial intelligence systems that use plant-based nanoparticle technologies. The traditional methods face three major challenges which include

Synergistic Integration of Artificial Intelligence and Plant-Derived Nanoparticles for Next-Generation Therapeutic Systems

their inability to target specific elements, their potential to harm the whole system, and their extended time requirements during development [2]. The plant-based nanoparticles create a biocompatible platform which enables AI to examine extensive datasets and determine optimal synthesis conditions and forecast biological interactions with exceptional accuracy. The smart nanotherapeutic systems can enhance treatment effectiveness through their ability to reduce adverse effects and provide treatment adjustments in actual time. The rising demand for sustainable healthcare solutions requires personalized environmental solutions which makes it essential to combine green nanotechnology with advanced computational methods.

1.3 Objectives of the Study

The research investigates how artificial intelligence and plant-derived nanoparticles can create upcoming medicinal technologies. The research focuses on studying all aspects of their application in targeted drug delivery systems and medical treatment methods together with the artificial intelligence-based synthesis methods and optimization techniques. The study aims to identify key challenges which need solutions to advance research in this interdisciplinary field.

2. A Framework for Conceptualization

2.1 AI for Medical Purposes

Artificial intelligence (AI) has transformed the healthcare sector through its ability to enable advanced data analysis methods together with predictive modeling techniques and intelligent decision-making capabilities. The medical field now applies neural networks and deep learning and machine learning (ML) techniques to improve disease diagnosis and predict patient outcomes and develop optimal treatment methods [3]. Artificial intelligence systems can detect hidden patterns in complex biomedical datasets which include genomic data and proteomic information and clinical records through their ability to analyze these datasets. This capability streamlines drug discovery and development, leading to reduced time and financial costs. Artificial intelligence (AI) enables the creation of personalized medicine, allowing for the development of custom treatments that improve patient outcomes while minimizing adverse drug reactions.

Artificial intelligence (AI) has become a fundamental element which drives the growth of nanomedicine [4]. The system can create biological interaction models which allow it to determine the optimal formulation settings and predict how nanoparticles will behave, thus enabling the creation of accurate and powerful treatment systems.

2.2 Eco-Friendly Nanotechnology and Systems Derived from Plants

Green nanotechnology focuses on developing sustainable methods for making nanoparticles through environmentally friendly processes. Plant-mediated synthesis stands out as one of the most effective methods for making nanoparticles. Scientists extract bioactive plant compounds which include alkaloids and flavonoids and phenolics to use in nanoparticle production from plant sources. The compounds serve two functions because they act as agents to reduce substances while they also protect the product. The technology demonstrates both economic viability and environmental sustainability by eliminating the need for hazardous materials and energy-demanding operational procedures [5]. Furthermore, the nanoparticles exhibit enhanced biocompatibility due to their reduced toxicity. The phytochemicals that coat their surfaces contribute to their disease-fighting capabilities through antioxidant, antibacterial, and anticancer properties. Green nanotechnology facilitates improved process control and more consistent outcomes through the application of AI-driven systems, which predict outcomes and optimize operational efficiency. In accordance with this premise, the theoretical framework elucidates how AI, in conjunction with plant-derived nanoparticles, can establish a sustainable foundation for the development of future medical systems.

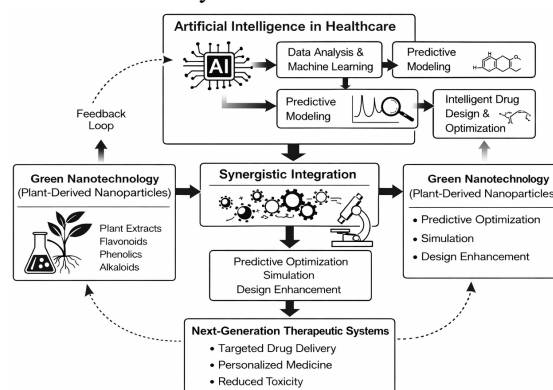


Figure 2: Conceptual Framework, Source: Author Generated

3. Nanoparticles Derived from Plants

3.1 Nanoparticle Synthesis from Plants

Research scientists use plant extracts as both reducing agents and stabilizing agents to create nanoparticles via green chemistry methods which result in nanoparticles derived from plant materials. The first step of this procedure requires creating plant extracts through water and solvent extraction of all plant parts which include leaves stems roots and fruits. The bioactive phytochemicals present in these extracts which contain

Synergistic Integration of Artificial Intelligence and Plant-Derived Nanoparticles for Next-Generation Therapeutic Systems

terpenoids alkaloids flavonoids and phenolic acids serve as essential components that transform metal ions into nanoscale particles [6]. The plant extract becomes active when a metal salt solution such as chloroauric acid or silver nitrate is added because phytochemicals within the extract will provide electrons which lead to metal ion reduction and subsequent nanoparticle formation. The substances perform two functions by the protecting nanoparticles from aggregation while they working as capping agents. The temperature pH level and extract concentration of a reaction process act as primary factors which determine how nanoparticles will develop their size and shape.

Table 1: Key Phytochemicals Involved in Nanoparticle Synthesis, Source: Author Generated

Phytochemical Class	Examples	Role in Synthesis
Flavonoids	Quercetin, Kaempferol	Reducing agents, antioxidant activity
Phenolics	Gallic acid, Tannins	Electron donation, stabilization
Alkaloids	Berberine, Morphine	Capping and stabilization
Terpenoids	Limonene, Menthol	Reduction and structural control
Proteins/Enzymes	Various plant proteins	Binding and stabilization

3.2 Methods for Characterization

A complete development of characterization of the physicochemical properties of plant-based nanoparticles is essential. The analysis entails multiple methods which evaluate the three main properties of the object: morphological characteristics, structural elements, and operational capabilities [7]. The production of nanoparticles gets confirmed through ultraviolet-visible spectroscopy which measures surface plasmon resonance peaks. Fourier-transform infrared spectroscopy (FTIR) enables researchers to identify the functional groups which perform reduction and stabilization functions. Transmission electron microscopy (TEM) and scanning electron microscopy (SEM) together provide information about particle size, shape, and how they are distributed. At the same time, X-ray diffraction (XRD) is used to analyze the crystalline structure of materials.

Table 2: Characterization Techniques and Their Functions, Source: Author Generated

Technique	Purpose	Information Obtained
UV-Vis Spectroscopy	Confirm nanoparticle formation	Surface plasmon resonance
FTIR	Identify functional groups	Bonding and capping agents
XRD	Determine crystallinity	Crystal structure and phase
TEM/SEM	Morphological analysis	Size, shape, dispersion
DLS	Particle size distribution	Stability and zeta potential

Dynamic light scattering (DLS) provides the means to measure nanoparticle stability through zeta potential and particle size distribution assessment. Using a complete set of nanoparticle characterization techniques ensures that all medical applications meet the required standards for use in healthcare.

3.3 Benefits of Nanoparticles Derived from Plants

The advantages of plant-based nanoparticles exceed those of chemical-based nanoparticles for two main reasons. The product meets all requirements for large-scale production because it maintains environmental safety standards while being budget-friendly and containing no hazardous substances. The therapeutic systems for medication administration become suitable for use with these materials because they show reduced cytotoxic effects and better biocompatibility. The nanoparticles maintain their biological activities because their surfaces contain phytochemical residues which provide antioxidant and antibacterial and anticancer properties [8]. The nanoparticles enable controlled drug release because they maintain stable interactions with biological systems while achieving complete drug encapsulation. Plant-based nanoparticles serve as an effective and practical platform for the development of next-generation nanomedicine.

Table 3: Comparative Advantages of Plant-Derived Nanoparticles, Source: Author Generated

Parameter	Plant-Derived Nanoparticles	Chemical Nanoparticles
Toxicity	Low	High
Cost	Low	High
Environmental Impact	Eco-friendly	Hazardous

Synergistic Integration of Artificial Intelligence and Plant-Derived Nanoparticles for Next-Generation Therapeutic Systems

Stability	High (natural capping)	Moderate
Biological Activity	Enhanced	Limited

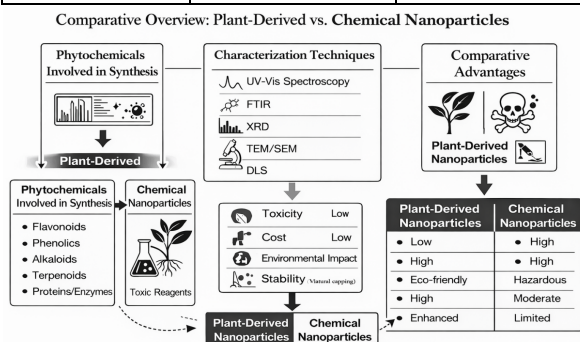


Figure 3: Comparative Overview, Source: Author Generated

4. The Use of AI Techniques

4.1 Algorithms for Machine Learning in Nanomedicine

Through its ability to produce predictive models using data-based insights artificial intelligence with its core machine learning component has become essential for developing nanotherapeutic systems. ML algorithms use supervised learning and unsupervised learning and ensemble methods to analyze complex datasets that involve nanoparticle manufacturing and characterization and their biological interactions. The models can identify how changes in precursor concentration and temperature and pH during synthesis result in different sizes and shapes and stability of nanoparticles [9]. Deep learning methods which include convolutional neural networks (CNNs) and artificial neural networks (ANNs) improve prediction accuracy through their ability to model nonlinear connections in biological systems. ML models in nanomedicine use their capabilities to predict how nanoparticles will interact with cells and their distribution throughout the body and their toxic effects [10]. The time it takes to finish research is reduced because this method removes the need for expensive experimental tests.

4.2 Artificial Intelligence-Based Control of Nanoparticle Systems

AI-driven optimization is essential for enhancing the efficiency and uniformity of plant-based nanoparticle systems. Predictive analytics, rather than time-consuming trial-and-error approaches, enable AI to identify the most favorable synthesis conditions. The development and functionality of nanoparticles necessitate optimization strategies, encompassing Bayesian optimization, reinforcement learning, and genetic algorithms. The methods enable precise control

over three parameters which include particle size distribution and surface properties and drug loading capacity [11]. AI enables real-time monitoring and control of nanoparticle synthesis through its ability to integrate sensor data with feedback systems. The dynamic optimization system ensures commercial and medical applications can scale while it enhances both system reliability and production efficiency. Artificial intelligence leads to a dramatic decrease in both resource usage and experimental variability.

4.3 Systems for Drug Delivery and Design Driven by AI

Artificial intelligence is accelerating the discovery of new medical compounds for researchers. This has completely changed how drug companies develop their new products. Computer programs that use artificial intelligence can look through huge files of chemicals to guess how compounds will react to different biological interactions and figure out their binding strength and molecular structure. When artificial intelligence joins forces with nanoparticle systems it enhances medicine delivery systems by increasing their particle capacity and improving their release speed and their ability to deliver medicines [12]. AI models are capable of generating nanoparticles that exhibit unique surface characteristics, thereby allowing for targeted binding with specific cell receptors, thus enhancing the precision of drug delivery. Furthermore, simulations of pharmacokinetics and pharmacodynamics, which are powered by artificial intelligence, offer insights into how drugs work in biological systems. This helps researchers create better and more effective treatments. Consequently, this approach supports the advancement of personalized medicine, allowing for the customization of nanoparticle-based therapies to meet the specific needs of individual patients. AI is reshaping the landscape of drug development, boosting both precision and speed, all while keeping the patient at the center of the process.

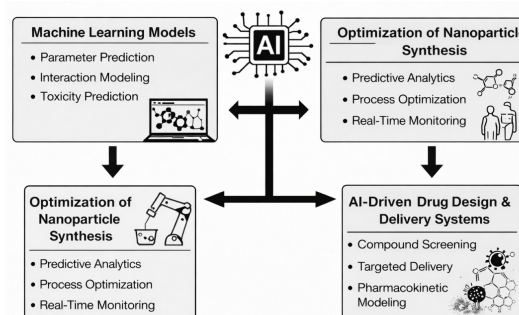


Figure 4; Integration of Plant Derived Matter, Source: Author Generated

Synergistic Integration of Artificial Intelligence and Plant-Derived Nanoparticles for Next-Generation Therapeutic Systems

5. Therapeutic Uses That Work Together

5.1 Treatment for Cancer

Artificial intelligence (AI) combined with plant-derived nanoparticles has created new possibilities for cancer treatment through the development of advanced treatment methods. The cancer-fighting properties of plant-based nanoparticles stem from their inherent ability to fight cancer through the phytochemicals they contain which include flavonoids and polyphenols that induce apoptosis while halting tumor development. AI-based models enable us to study nanoparticle-tumor interactions which allow us to penetrate deeper into tumor tissue while managing drug release patterns [13]. The traditional chemotherapy method causes two primary challenges which AI technology helps to solve by developing multiple-purpose nanoparticles that perform both imaging and therapeutic functions (known as "theranostics"). The dual-purpose system enhances diagnostic precision while improving treatment monitoring capabilities.

5.2 Uses of Antimicrobials

The need for new infection treatment methods arose from antimicrobial resistance which created a requirement for scientists to develop fresh solutions. The field has witnessed successful results through the use of plant-based nanoparticles. Nanoparticles exhibit remarkable capacity for microbial eradication, a property stemming from their capacity to penetrate cell membranes, generate reactive oxygen species, and interfere with cellular biochemical pathways [14]. Concurrently, researchers are utilizing artificial intelligence alongside nanoparticle formulations to predict their interactions with pathogens, while also engineering particles specifically designed to selectively target specific microbial strains.

Machine learning algorithms scrutinize large datasets to discern resistance patterns, thus facilitating the creation of nanoparticle-based therapies customized for individual patients. This approach is particularly advantageous in combating multidrug-resistant bacteria and newly emerging infectious diseases. Furthermore, the application of AI to refine this process enables the determination of optimal dosages, which mitigates toxicity and, as a result, enhances treatment efficacy.

5.3 New Ways to Deliver Drugs

The primary function for plant-based nanoparticles which include artificial intelligence technology functions as a method to deliver pharmaceutical substances. The nanoparticles enable rapid delivery of therapeutic substances to specific body locations when they contain enclosed medical compounds. The process

of drug development requires artificial intelligence to enhance three essential components which include drug loading and release kinetics and targeting systems [15]. The scientists use predictive models to simulate pharmacokinetics and pharmacodynamics which enables them to create nanoparticles that deliver drugs through regulated and continuous release. The surface of nanoparticles reaches improved targeting abilities through the addition of ligands or antibodies which researchers enhance through AI methods. Artificial intelligence enables the development of personalized drug delivery systems through its analysis of unique genetic and physiological data associated with each patient. This results in treatment plans that provide personalized solutions which deliver superior results with reduced side effects. The combination of artificial intelligence and plant-based nanoparticles enables more precise therapeutic applications which result in better treatment outcomes and greater patient safety.

6. Problems and Limitations

6.1 Concerns About Safety and Toxicology

Researchers have studied plant-derived nanoparticles which provide multiple advantages but they still need to address existing safety concerns. The nanoparticles which people consider biocompatible show variable effects on living organisms because their size and surface chemistry and quantity differ. When it accumulates excessively in vital organs which include lungs and liver and kidneys, it creates potential dangers which include cytotoxic and genotoxic effects. The remaining phytochemicals and metal ions create different biological responses because they affect how living organisms respond. Safety testing becomes more challenging because there are no standardized methods for assessing toxicity. The process of developing human drugs requires researchers to conduct comprehensive *in vitro* and *in vivo* studies before they can begin testing their drugs on people.

6.2 Problems with Scalability and Reproducibility

The main challenge that hinders transferring plant-based nanoparticle production from laboratory research to commercial applications stems from limitations in scalability. Plant extracts exhibit organic properties which result in variations based on plant species and geographical location and extraction methods. The lack of standardized measurements leads to variations in nanoparticle production since different processes result in distinct particle dimensions and shapes and production amounts. Maintaining consistent reaction conditions in large-scale operations presents significant technical challenges. This is

Synergistic Integration of Artificial Intelligence and Plant-Derived Nanoparticles for Next-Generation Therapeutic Systems

mainly because it lacks both standardized data and the necessary experimental control systems.

6.3 Problems with ethics and rules

The combination of AI with nanotechnology creates numerous complex social and legal challenges. The requirement for extensive data by AI systems creates privacy and security and consent difficulties. The clinical decision-making process contains two challenges which include algorithmic bias and insufficient system transparency. The current regulatory framework for AI-based nanotherapeutics remains undecided while there is no universal agreement on their application and approval standards. These challenges demonstrate that robust ethical principles and precise AI frameworks and comprehensive regulations are essential for safe and responsible AI utilization.

7. Thoughts on the Future

7.1 Smart Nanomedicine

The development of smart nanomedicine platforms will depend on plant-based nanoparticle systems which will enable scientists to create platforms that include drug release functions and tracking capabilities and built-in targeting systems. The systems will identify disease-specific biomarkers while providing controlled therapeutic release through their responsive and controlled release mechanisms. Combining biosensors here with real-time tracking technologies always will likely improve the precision & effectiveness of medical treatments process.

7.2 Personalization Based on AI

The implementation of AI technology will drive progress in personalized medicine through its ability to develop individual treatment systems for every patient. AI uses genetic and proteomic and clinical data to predict individual treatment responses while improving nanoparticles through their specific biological needs. This approach will develop treatment methods which provide both better safety and more effective results for individual patients. The development of accurate healthcare solutions will emerge from the integration of artificial intelligence and environmentally friendly nanotechnology.

8. Conclusion

The combination of artificial intelligence and plant-based nanoparticles represents a significant advancement in modern medicine. The method merges biocompatible and sustainable green nanotechnology components with artificial intelligence which provides accurate and reliable results. The combination of these elements enables the development of intelligent targeted treatments which provide personalized

medical solutions that resolve existing treatment challenges. Further research combined with technological advancements will address existing problems that involve toxic substances and large-scale operations and ethical dilemmas. The future of this field requires the creation of intelligent adaptive nanomedicine systems which will transform healthcare delivery methods. AI-based plant-derived nanotherapeutics possess the potential to revolutionize precision medicine while improving global health outcomes throughout the world.

Reference

1. Hanna, D. H., Nady, D. S., Wasef, M. W., et al. (2025). Plant-derived nanoparticles: Green synthesis, factors, and bioactivities. *Next Materials*.
<https://www.sciencedirect.com/science/article/pii/S2949822825007932>
2. Karnwal, A., et al. (2024). Nanotechnology for healthcare: Plant-derived nanoparticles and their biomedical applications. *MDPI Nanomaterials*.
<https://pmc.ncbi.nlm.nih.gov/articles/PMC11678348/>
3. Lakhani, K. G., et al. (2025). Plant metabolite-mediated nanoparticle synthesis and applications. *Frontiers in Nanotechnology*.
<https://www.frontiersin.org/journals/nanotechnology/articles/10.3389/fnano.2025.1545413/full>
4. Okeke, E. S., et al. (2023). Plant-derived nanomaterials: Synthesis, properties, and biomedical applications. *3 Biotech*.
<https://link.springer.com/article/10.1007/s13205-023-03713-w>
5. Shahzadi, S., Fatima, S., Ain, Q., et al. (2025). Green synthesis of silver nanoparticles using plant extracts. *RSC Advances*.
<https://pubs.rsc.org/en/content/articlehtml/2025/ra/d4ra07519f>
6. Kumar, V., et al. (2025). Nanoparticles in plant systems: A comprehensive review. *ScienceDirect*.
<https://www.sciencedirect.com/science/article/pii/S2667064X25002684>
7. Barathi, S., et al. (2024). Biomedical frontiers of plant-derived nanoparticles. *Pharmaceutics*. <https://www.mdpi.com/1999-4923/16/7/923>
8. El-Shabasy, A., et al. (2025). Artificial intelligence in plant nanotechnology: A review. *NG Agricultural Sciences*.

Synergistic Integration of Artificial Intelligence and Plant-Derived Nanoparticles for Next-Generation Therapeutic Systems

- https://www.researchgate.net/publication/394977480_Basic_Steps_of_Artificial_Intelligence_on_Plant_Nanotechnology_a_Review
9. Singh, J., Dutta, T., Kim, K. H., et al. (2018). Green synthesis of metals and their oxide nanoparticles: Applications for environmental remediation. *Journal of Nanobiotechnology*. <https://jnanobiotechnology.biomedcentral.com>
 10. Iravani, S. (2011). Green synthesis of metal nanoparticles using plants. *Green Chemistry*. <https://pubs.rsc.org>
 11. Rai, M., Yadav, A., & Gade, A. (2009). Silver nanoparticles as a new generation of antimicrobials. *Biotechnology Advances*. <https://www.sciencedirect.com>
 12. Esteva, A., et al. (2019). A guide to deep learning in healthcare. *Nature Medicine*. <https://www.nature.com/articles/s41591-018-0316-z>
 13. Vamathevan, J., et al. (2019). Applications of machine learning in drug discovery and development. *Nature Reviews Drug Discovery*. <https://www.nature.com/articles/s41573-019-0024-5>
 14. Chen, H., Zhang, W., Zhu, G., et al. (2017). Rethinking cancer nanotheranostics. *Nature Reviews Materials*. <https://www.nature.com/articles/natrevmats201724>
 15. Patel, S., et al. (2020). Role of nanotechnology in modern medicine. *International Journal of Nanomedicine*. <https://www.dovepress.com>
 16. Wali, N.S., Vishwajit, B.D. and Patil, S.J. (2025). Health implications of nanoparticles: A comprehensive review. *Cuestiones de Fisioterapia*, 54 (4): 5195-5217. doi:<https://doi.org/10.48047/k0e75w46>