

A Critical Analysis of Different Alleles That Can Change How Accurate and Reliable DNA Profiling Is in Forensic Cases

Manisha Upadhyaya¹, Dr. Prashant Agrawal², Dr. Rajeev Kumar³

¹Research Scholar, School of Forensic Science, Galgotias University. (Corresponding Author)

²Associate Dean, School of Forensic Science, Galgotias University.

³Professor Forensic Science, ILM University.

*Corresponding author: Manisha Upadhyaya, Research Scholar, School of Forensic Science, Galgotias University

Email: manisha.upadhyaya@galgotiasuniversity.edu.in

Received: 30th May, 2026; Revised: 11th June, 2026; Accepted: 15th June, 2026; Available Online: 18th June, 2026

ABSTRACT

Background

In this study, the research looks at how different alleles affect the reliability of DNA evidence in court cases. The study's overarching goal is to decipher the complex impact of allele presence/absence on forensic DNA analysis results, while simultaneously recognising the critical significance of genetic markers in profiling.

Materials and Methods

The study uses a mixed-methods strategy, combining a thorough literature review with empirical data collecting, such as the analysis of DNA profiling datasets and detailed case studies.

Results

The findings show that in order to accurately identify and exclude genes, reducing the likelihood of misunderstanding, a thorough comprehension of the functions played by each allele is crucial. When compared to older methodologies, modern DNA profiling techniques are much more reliable in identifying suspects due to their increased sensitivity and discriminatory strength.

Conclusion

This report highlights how modern technology has revolutionised forensic practises, leading to more reliable outcomes and an improved criminal justice system. In order to preserve public confidence, the report suggests that forensic scientists, legal specialists, and lawmakers keep working together to standardise processes, fund professional training, and adhere to ethical standards.

Keywords: Forensic DNA Analysis, Allele Influence, DNA Profiling, Genetic Markers, Forensic Science, Criminal Justice.

How to cite this article: Upadhyaya M, Agrawal P, Kumar R. A Critical Analysis of Different Alleles That Can Change How Accurate and Reliable DNA Profiling Is in Forensic Cases. *Int J Drug Deliv Technol.* 2026;16(60s):1886-1892. DOI: 10.25258/ijddt.16.60s.168

Source of support: Nil.

Conflict of interest: None

1. Introduction

With DNA profiling playing a key role in identifying persons and solving crimes, advancements in forensic science have greatly enhanced the precision and dependability of criminal investigations (Bright et al., 2022). The success of DNA profiling, however, is highly dependent on which alleles are chosen for examination. When it comes to identifying people and connecting them to crime scenes, DNA profiling has provided an unmatched degree of precision, which has completely transformed the criminal justice system. Although DNA profiling's basic concepts are well-established, the findings' trustworthiness depends on which alleles are chosen for examination (Dutta et al., 2022). A person's genetic makeup, including variants like SNPs and STRs, may have a major impact on the results of DNA testing. The purpose of this study is to examine the various alleles utilised in DNA profiling and how they affect the reliability

and accuracy of forensic investigations. Forensic practitioners, legislators, and the legal system may benefit from our investigation of the genetic markers' intrinsic variability, which aims to provide light on the advantages and disadvantages of individual alleles (Forsberg et al., 2020). This study examines the effects of different alleles on the accuracy and reliability of DNA profiling methods used in forensics.

1.1 Background

When it comes to solving crimes, forensic DNA profiling—also known as DNA fingerprinting—is crucial because it allows for the very precise identification of people via their distinct genetic profiles (Johnson et al., 2020). This method examines small sections of a person's DNA, often looking for polymorphic markers such as SNPs or short tandem repeats (STRs). Because technique may take advantage of genetic variety among people, especially in short tandem repeats, DNA

profiling has been successful in forensic applications.

Alleles that form the foundation of DNA profiling have been discovered by academics and practitioners in the area of forensic DNA analysis as it has developed. For the method to be accurate, reliable, and discriminate, certain alleles must be selected. Allele variants, mutations, and variability in allele frequencies among populations are still obstacles (Roberts, 2020). Inconsistencies in forensic practises and their ramifications for legal results may result from labs varying in the selection of certain alleles.

The ultimate goal of this background research is to improve the reliability of DNA evidence in criminal investigations by contributing to the continual refining of procedures and approaches (Taylor et al., 2022). In their quest for criminal justice system accuracy and fairness, forensic practitioners, attorneys, and legislators may benefit from a critical review of alleles since it will illuminate the varied implications of these genes.

2. Literature Reviews

DNA evidence has been instrumental in solving many criminal cases throughout the globe and has completely transformed forensic science. Every day, DNA evidence is acquired from a wide range of crimes, from high-profile murder scenes to everyday hit-and-runs (Bond, 2003). The precision and dependability of DNA evidence have long been lauded, but it is equally important to assess the limits and possible mistake sources of this method.

(Kuffel et al., 2020), have explained that without a question, DNA evidence has greatly influenced criminal investigations and forensic science. While DNA analysis is generally reliable, there are a number of circumstances that might compromise its accuracy. This article notes that DNA evidence may be complicated due to issues including sample contamination, misunderstandings in court, and difficulties with interpretation. There is continuous research and improvement aimed at dispelling any questions about the accuracy and trustworthiness of DNA evidence. Statistics may be even more precisely calculated with the use of demographic databases, validation studies, and stringent quality control procedures. Finally, to ensure fair trials and correct use of DNA evidence, it is crucial that forensic scientists be properly trained and educated, and that expert witnesses effectively communicate limits.

There are a lot of obstacles and potential for mistakes when interpreting complicated DNA profiles. Taylor et al. (2022) investigated the effects and reliability of DNA mixture interpretation. As is often the case in rape trials, DNA samples that contain DNA from more than one person are termed mixes.

The analysis of such combinations may be challenging and calls for expertise in specialised

methods in order to understand the findings. Accurately identifying the individuals whose DNA is in a DNA mixture sample is still difficult; this problem affects the credibility of DNA evidence in court and may have a negative effect on case outcomes.

Because DNA samples are very susceptible to contamination during sample collection, processing, and handling, this poses a serious problem for the reliability and validity of DNA evidence (Forsberg et al., 2020). The DNA samples must be handled by individuals who have undergone thorough training and who strictly adhere to stringent guidelines in order to reduce the possibility of contamination.

External sources and people handling the samples are two of several potential vectors for contamination. Outdoor crime scenes, for instance, are at risk of DNA contamination from elements, passers-by, and the elements before investigators can collect and preserve the samples. Dutta et al. (2022) highlighted the significance of determining the extent of DNA degradation in samples obtained prior to analysis, as a result of exposure to environmental factors.

2.1 Research Gap

The research did not evaluate the accuracy of DNA evidence across a wide range of populations in sufficient depth. There is a possibility that the reliability of DNA profiling might be affected by variances in genetic backgrounds; thus, the investigation of these variations could be a research need.

2.2 Research Question:

- I How does the presence or absence of specific alleles influence the accurate interpretation and appraisal of DNA evidence in forensic investigations?
- II To what extent does a comprehensive understanding of the roles played by various alleles contribute to just and accurate judgments of guilt or innocence in court proceedings involving DNA evidence?
- III How do modern DNA profiling techniques enhance the confidence and accuracy of law enforcement in identifying suspects, particularly in comparison to traditional methods?

2.3. Importance of the Study:

This study is essential for enhancing the field of forensic science by filling in the knowledge gaps regarding the precision of DNA evidence. The project seeks to improve the accuracy of criminal investigations, aid in legal justice, and provide guidance to forensic practitioners, policymakers, and researchers in refining methodology by examining the impact of genetic variants and environmental variables on forensic DNA analysis.

2.4. Research Objectives:

RESEARCH PAPER

- I To investigate the impact of genetic variations on the accuracy of DNA evidence.
- II To examine the influence of environmental factors on the reliability of forensic DNA analysis.
- III To assess the long-term stability of DNA evidence under different storage conditions.

2.5. Scope and Limitation:

The primary scope of this research is to examine the impact of genetic and environmental variables on the reliability of DNA evidence in forensic contexts. The study included an analysis of different genetic variations, environmental factors, and legal ramifications. Nevertheless, this research is limited to currently available technologies and methodology and does not include a comprehensive investigation of all potential genetic markers or new forensic techniques owing to limited resources..

3. Research Methodology:

The reliability of DNA evidence is thoroughly examined in this study using a mixed-methods strategy. An extensive literature research and data collecting from actual participants make up the study (Al-Ababneh, 2020). Comparatively, qualitative approaches include in-depth case studies and expert interviews, while quantitative analysis include looking at pre-existing DNA profile databases. A comprehensive grasp of the elements impacting the reliability of DNA evidence in forensic applications is sought for by this integrated technique.

3.1. Research Method & Design:

For the purpose of gathering information at a particular instant in time, the study makes use of a cross-sectional design, which incorporates both quantitative and qualitative research approaches. The quantitative component entails the utilisation of statistical techniques for the purpose of analysing genetic data, whilst the qualitative component includes the utilisation of case studies and the views of specialists (Greening, 2019). Through the use of this architecture, it is possible to conduct an exhaustive investigation of the genetic and environmental elements that influence the precision of DNA as evidence.

3.2. Research Approach:

This research employs a deductive methodology, beginning with an extensive analysis of the literature to establish the current understanding of the accuracy of DNA evidence. Expanding upon this basis, factual information is gathered and examined to evaluate and enhance current hypotheses (Acharyya & Bhattacharya, 2019). The deductive method offers a systematic framework for analysing research issues, assuring conformity with established principles while also allowing for the emergence of new insights from the data.

4. Analysis of Study

I How does the presence or absence of specific alleles influence the accurate interpretation and appraisal of DNA evidence in forensic investigations?

When it comes to forensic DNA examinations, the precise interpretation and assessment are greatly affected by the presence or lack of particular alleles. A person's genetic uniqueness is heavily influenced by alleles, particularly in regions that are targeted by DNA profiling techniques (Cheng et al., 2021). In order to distinguish between individuals, make associations, and identify potential offenders, it is crucial to understand the variations in these genetic variants. If certain alleles are present, DNA analysis may distinguish more effectively, leading to more precise identification. Findings may be skewed, however, if the anticipated alleles are absent or otherwise altered. Therefore, in order to avoid reaching erroneous conclusions, a thorough interpretation is required. Because of this, DNA evidence must be carefully examined for allele presence and absence in order to ensure its reliability and credibility in forensic cases.

If certain alleles are present or absent, DNA evidence will be less reliable and less precise in forensic investigations (Thakar et al., 2019). Different alleles, or variants of the same gene, may be found at different genomic locations and contribute to the unique genetic composition of each person. In forensic DNA analysis, certain regions of the genome are examined for potential evidence, such as SNPs or short tandem repeats (STRs).

One must assess the diversity within these particular regions in order to understand the influence of alleles. The amount of repeats in STRs might vary from person to person, giving rise to distinct genetic profiles. The presence or absence of certain alleles at these sites allows forensic investigators to reliably identify individuals.

When trying to make sense of DNA data, forensic scientists use population genetics for guidance on how to anticipate allele patterns (Bright et al., 2020). However, substructure in the population, rare alleles, and genetic abnormalities may all lead to complications. Examining the frequency and distribution of alleles across different populations allows academics and forensic practitioners to make accurate assessments of DNA evidence.

On top of that, forensic findings could be affected by alleles that are either absent or undergo unexpected alterations. There could be issues with the sample, contamination, or the presence of combinations from many people if this happens. In such cases, precise analysis requires both a thorough understanding of the potential sources of variation and the use of advanced forensic techniques.

To summarise, considering genetic diversity within specific places, understanding population dynamics, and addressing any challenges that may arise during forensic processing are all necessary for a thorough

assessment of how certain alleles effect the interpretation of DNA evidence (Bright & Coble, 2019). In order to conduct thorough and impartial analyses of DNA evidence in criminal investigations and court proceedings, forensic scientists and legal professionals must acquire this skill..

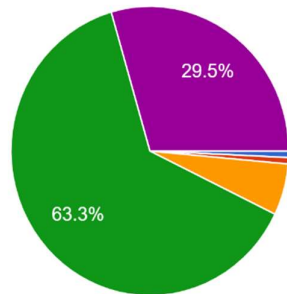


Figure 1 accurate interpretation and appraisal of DNA evidence requires an understanding of the effects of allele presence/absence

II To what extent does a comprehensive understanding of the roles played by various alleles contribute to just and accurate judgments of guilt or innocence in court proceedings involving DNA evidence?

In court proceedings that include DNA evidence, having a comprehensive grasp of the functions that alleles play is very necessary in order to make conclusions that are both fair and accurate (Young et al., 2019). Through the use of this technique, it is possible to accurately identify individuals, exclude those who are not guilty, and make an educated evaluation of the value of the evidence. By reducing the possibility of DNA evidence being misinterpreted, boosting the reliability of expert testimony, and setting legal standards, this material helps to ensure that DNA evidence is used in a manner that is both consistent and fair when established in the process of determining guilt or innocence.

Professionals in forensics are able to do the following as a result of this understanding:

The acquisition of knowledge about certain alleles permits the accurate identification of persons who are linked with a crime. This results in an increase in the reliability of DNA evidence (Glynn, 2020).

The understanding of allele patterns helps in the removal of innocent persons, which ultimately leads to the elimination of unjust allegations and the promotion of justice in the judgements made by the court.

There is a possibility that the effectiveness of DNA evidence assessment may be improved if forensic specialists took into account the frequencies of alleles in various populations and differentiated between common and uncommon alleles.

Experts that have a profound grasp of how alleles function may be able to handle challenging issues

such as mutations or allelic dropouts. This is done in order to lessen the risk of misunderstandings occurring in a judicial setting (Chong et al., 2021). Enhancements to the Process of Making Legal Decisions Advocates for justice who have a comprehensive understanding of allele roles may be able to more accurately assess the significance of DNA evidence, which may result in results that are more fair and equitable in the courtroom.

Expert Witness Testimony: Forensic specialists may offer testimony that is simpler to grasp and more trustworthy, hence leading to a more objective evaluation of DNA evidence (Kruijver et al., 2021). This is accomplished by assisting judges and jurors in comprehending complex genetic concepts.

For the purpose of establishing precedents and rules in the legal system, it is essential to have knowledge on the activities that are performed by each allele. Because of this, it is guaranteed that DNA evidence will be presented in court proceedings in a way that is both fair and consistent.

Hence, having a strong understanding of alleles is essential for maintaining the accuracy of court proceedings, eliminating misunderstandings, ensuring that legal outcomes are fair, and establishing a trustworthy relationship between forensic science and the judicial system (Gill et al., 2020).

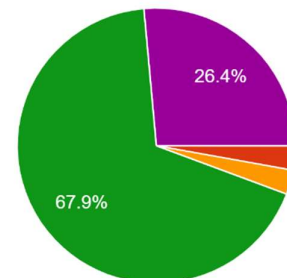


Figure 2 in order to make just accurate judgements of guilt or innocence in court proceedings, it is essential to have a thorough understanding of the role of various alleles.

III How do modern DNA profiling techniques enhance the confidence and accuracy of law enforcement in identifying suspects, particularly in comparison to traditional methods?

When compared to more traditional approaches, the contemporary techniques of DNA profiling significantly improve the precision and confidence with which law enforcement agencies are able to identify perpetrators for prosecution. Important developments include the following:

Polymerase chain reaction (PCR) and next-generation sequencing are two examples of modern procedures that need less DNA (Bukyya et al., 2021). This enables authorities to investigate damaged or restricted biological samples with enhanced sensitivity.

In contrast to more traditional techniques, such as restriction fragment length polymorphism (RFLP), contemporary profiling techniques are superior in terms of their ability to differentiate between people. This is due to the fact that they concentrate on examining highly polymorphic areas, such as short tandem repeats (STRs).

Modern DNA profiling techniques provide findings more quickly, which in turn speeds up investigations, which ultimately leads to an improvement in efficiency. In example, rapid DNA testing makes it possible to conduct analysis on the scene, which in turn provides law enforcement with more time to act on the information they get.

There is a significant worry over the possibility of contamination, which is addressed by modern technologies that include strong protections (M'charek et al., 2020). Because of this, the likelihood of obtaining false positives is decreased, and the authenticity of DNA samples is guaranteed. Analysis by Automation: Methods of DNA profiling that use automation lower the chance of human mistake, which ultimately leads to more trustworthy findings. Through the use of automated technology, both the process of data analysis and the processing of samples may be made more efficient and consistent throughout time.

Through the inclusion of profiles of individuals who have previously been convicted, contemporary DNA databases make it simpler to establish a connection between criminal suspects and certain crimes. The use of these databases allows for a more in-depth examination of DNA profiles, which in turn raises the chance of identifying potential culprits.

Analysis of Mitochondrial DNA: The use of modern techniques makes it possible to analyse mitochondrial DNA, which is helpful in situations when nuclear DNA is either sparse or damaged (Taylor et al., 2022). Because of this, it is possible to study a greater number of samples, which increases the likelihood of discovering anything particular.

Probabilistic Genotyping Software: The most advanced software tools enable probabilistic genotyping, which enhances the accuracy of suspect identification by undertaking a more comprehensive and statistically sound examination of complicated DNA mixes. This helps to establish a more accurate identification of the suspect.

In conclusion, contemporary DNA profiling methods provide better sensitivity, discriminative capability, efficiency, and reliability, which in turn boost law enforcement's confidence in the identification of suspects (Dutta et al., 2022). These technological developments, which lead to higher accuracy in getting findings, contribute to an overall improvement in the efficiency of criminal investigations.

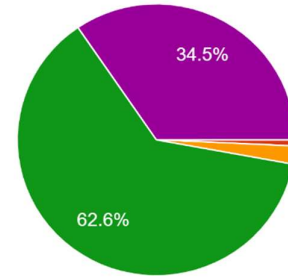


Figure 3 DNA profiling technique allow law enforcement to more confidently and accurately identify suspects.

5. Results

The tools that are used for DNA testing in today's world have made it more simpler for law enforcement to identify offenders with greater confidence and precision. The use of these techniques results in a number of improvements, including increased sensitivity and adaptability, improved differentiation, accelerated processing times, reduced risks of contamination, automated procedures for consistency, improved utilisation of databases, mitochondrial DNA analysis for challenging samples, and probabilistic genotyping for complex mixtures. As a result of these modifications, the forms of evidence that may be utilised for recognition have expanded, the likelihood of incorrect identifications has decreased, and the accuracy of DNA evidence analysis has improved when there are a large number of sources. The strategies have a significant influence on the way the police operate, making it far simpler and more accurate to identify suspects in situations involving criminal activity.

6. Conclusion

A brief conclusion of the findings of the research is that it sheds light on the vital relevance of contemporary DNA profiling procedures in terms of improving the accuracy and confidence with which law enforcement authorities identify suspects. The sensitivity, discriminating power, and efficiency of these procedures are much higher than those of more conventional methods, which ultimately results in more dependable end findings. In the long run, the ongoing development of forensic science will lead to the improvement of investigation procedures, which will eventually result in a criminal justice system that is more efficient and fairer. This will be accomplished via the use of cutting-edge technology.

6.1 Future Scope

Emerging DNA technologies might be investigated in the future as part of the scope of study in this field. This research could also investigate the possible influence that these technologies could have on forensic applications and investigate the ethical and legal problems that are linked with more advanced

profiling methods. It is possible that the investigation of the use of artificial intelligence in DNA analysis and the exploration of the larger implications of genetic developments might give significant insights for the changing environment of forensic research.

6.2 Suggestions

Continued cooperation among forensic scientists, legal experts, and legislators is crucial to improve the practical use of current DNA profiling. Implementing uniform methods and techniques across forensic labs, allocating resources to training programmes for specialists, and regularly updating databases will enhance the consistent and efficient use of modern DNA technology in criminal investigations. Furthermore, it is crucial to ensure that ethical principles are updated in accordance with technical progress in order to preserve public confidence in the criminal justice system.

References

- 1 Acharyya, R., & Bhattacharya, N. (Eds.). (2019). *Research methodology for social sciences*. Taylor & Francis.
- 2 Al-Ababneh, M. (2020). Linking ontology, epistemology and research methodology. *Science & Philosophy*, 8(1), 75-91.
- 3 Bright, J. A., & Coble, M. (2019). *Forensic DNA profiling: a practical guide to assigning likelihood ratios*. CRC Press.
- 4 Bright, J. A., Kelly, H., Kerr, Z., McGovern, C., Taylor, D., & Buckleton, J. S. (2020). The interpretation of forensic DNA profiles: an historical perspective. *Journal of the Royal Society of New Zealand*, 50(2), 211-225.
- 5 Bright, J.-A., Adams, C., Allard, M. W., Bos, K. I., Delsler, P. M., Peterkin, G. L., ... & Tyler-Smith, C. (2022). Guidelines for the safe use of sex-biased markers in forensic DNA analysis. *Forensic Science International: Genetics*, 53, 102655.
- 6 Bukyya, J. L., Tejasvi, M. L. A., Avinash, A., P, C. H., Talwade, P., Afroz, M. M., ... & Srisha, V. (2021). DNA profiling in forensic science: A review. *Global Medical Genetics*, 8(04), 135-143.
- 7 Cheng, K., Bright, J. A., Kerr, Z., Taylor, D., Cieccko, A., Curran, J., & Buckleton, J. (2021). Examining the additivity of peak heights in forensic DNA profiles. *Australian Journal of Forensic Sciences*, 53(5), 497-511.
- 8 Chong, K. W. Y., Thong, Z., & Syn, C. K. C. (2021). Recent trends and developments in forensic DNA extraction. *Wiley Interdisciplinary Reviews: Forensic Science*, 3(2), e1395.
- 9 Dutta, S., John, A., Chakraborty, S., & Basu, A. (2022). Quantitative assessment of human DNA degradation in forensic samples: A systematic review and meta-analysis. *Forensic Science International: Genetics*, 53, 102707.
- 10 Forsberg, R., Hedman, J., Rådström, P., & Ahrens, L. (2020). Guidelines for the validation of forensic DNA procedures for the Swedish forensic DNA laboratory network. *Forensic Science International: Genetics*, 47, 102287.
- 11 Gill, P., Bleka, Ø., Hansson, O., Benschop, C., & Haned, H. (2020). *Forensic practitioner's guide to the interpretation of complex Dna profiles*. Academic Press.
- 12 Glynn, Claire L. "Potential applications of microRNA profiling to forensic investigations." *Rna* 26.1 (2020): 1-9.
- 13 Greening, N. (2019). Phenomenological research methodology. *Scientific Research Journal*, 7(5), 88-92.
- 14 Johnson, B., Shewale, J. G., Iqbal, S. A., Prinz, M., Rien, D., Greenwald, R., ... & Ambers, A. (2020). Reducing DNA laboratory errors and potential fraud. *Forensic Science International: Synergy*, 2, 99-107.
- 15 Kruijver, M., Taylor, D., & Bright, J. A. (2021). Evaluating DNA evidence possibly involving multiple (mixed) samples, common donors and related contributors. *Forensic Science International: Genetics*, 54, 102532.
- 16 Kuffel, A., Gray, A., & Daeid, N. N. (2020). Human Leukocyte Antigen alleles as an aid to STR in complex forensic DNA samples. *Science & Justice*, 60(1), 1-8.
- 17 M'charek, A., Toom, V., & Jong, L. (2020). The trouble with race in forensic identification. *Science, Technology, & Human Values*, 45(5), 804-828.
- 18 Roberts, J. (2020). The admissibility of DNA evidence: Some lessons from North America. *International Journal of Evidence & Proof*, 24(2), 171-193.
- 19 Taylor, D., Bright, J.-A., Lee, S., Othman, M., & Buckleton, J. (2022). Evaluating probabilistic genotyping software and approaches using reference data sets. *Forensic Science International: Genetics*, 54, 102716.
- 20 Thakar, M. K., Joshi, B., Shrivastava, P., Raina, A., & Lalwani, S. (2019). An assessment of preserved DNA in decomposed biological materials by using forensic DNA profiling. *Egyptian Journal of Forensic Sciences*, 9, 1-9.
- 21 Young, B., Faris, T., & Armogida, L. (2019). A nomenclature for sequence-based forensic DNA analysis. *Forensic Science International: Genetics*, 42, 14-20.

