RESEARCH PAPER

Integrated Healthcare Approaches in Chronic Disease Management: Linking Maternal-Child Mental Health, Medical-Surgical, Community Nursing, Pharmaceutical Drug Delivery & Physiotherapy-Based Rehabilitation

Rajendra Prasad Sharma[1], Aby Thankachan[2], Annie Chandra S.[3], Rajitha R M[4], Neha Kumari[5], Lucky Vyas[6], Amit Chawla[7], Payal Rani[8]

[1]Associate Professor, Department of Nursing, Mahatma Gandhi Nursing College (MGUMST), Jaipur (kaushikrajendra18@gmail.com)

[2]*Associate Professor, PPG College of Nursing, Coimbatore, Tamil Nadu, India; Affiliated to the Tamil Nadu Dr. M.G.R. Medical University, Chennai, Tamil Nadu, India (*Corresponding author)

[3]Professor cum Nursing Administrator, St. Mary's Polyclinic and College of Nursing, Lucknow, Uttar Pradesh, India

[4]Associate professor, Faculty of Nursing and Paramedical, Mahayogi Gorakhnath University Gorakhpur (rajitharajendran1988@gmail.com) ORCID: 0009-0008-6350-0308

[5]Nursing Tutor, SPHE College of Nursing, Mohali, Punjab

[6]Assistant Professor, Institute of Nursing and Paramedical Sciences, Mangalayatan University, Aligarh, Uttar Pradesh, India (luckyvyas1996@gmail.com)

[7]Professor cum Principal, Faculty of Pharmacy, Tantia University, Sri Ganganagar, Rajasthan, India (amitchawla84@gmail.com) https://orcid.org/0009-0001-0622-0712

[8]Professor cum Principal, Mata Jarnail Kaur Memorial College of Pharmacy (Under Desh Bhagat University), Sri Muktsar Sahib, Punjab (palamitchawla@gmail.com) https://orcid.org/0009-0009-8189-5953

Abstract

Chronic disease management presents one of the most complex challenges facing modern healthcare systems worldwide. Multi-morbid conditions demand a transition from traditional, siloed clinical interventions toward holistic, interprofessional, and integrated models of care. This comprehensive article synthesizes five pivotal pillars of contemporary healthcare delivery: maternal-child mental health, medical-surgical intervention, community nursing networks, targeted pharmaceutical drug delivery, and physiotherapy-based physical rehabilitation. By bridging perinatal psychiatric vulnerability with long-term pediatric outcomes, coordinating acute medical-surgical care with community-based monitoring, utilizing advanced localized drug delivery matrices to minimize systemic toxicity, and deploying individualized movement restoration programs, integrated care frameworks significantly improve patient-reported outcome measures (PROMs) and reduce overall healthcare expenditure. Through detailed mechanistic analyses, structural workflow models, and clinical case paradigms, this manuscript demonstrates how multi-specialty collaboration creates a continuous care ecosystem capable of addressing complex chronic diseases across the human lifespan.

How to cite this article: Rajendra Prasad Sharma1 Aby Thankachan2 Annie Chandra S.3 Rajitha R M4 Neha Kumari5 Lucky Vyas6 Amit Chawla7 Payal Rani8. Integrated Healthcare Approaches in Chronic Disease Management: Linking Maternal-Child Mental Health, Medical-Surgical, Community Nursing, Pharmaceutical Drug Delivery & Physiotherapy-Based Rehabilitation. Int J Drug Deliv Technol. 2026;16(90s):1692-1701. DOI: 10.25258/ijddt.16.90s.170.

Introduction: The Paradigm Shift Toward Integrated Chronic Care

The global burden of non-communicable diseases (NCDs) and complex chronic conditions—ranging from cardiovascular disorders and diabetes mellitus to autoimmune diseases and neurodegenerative syndromes—has reached unprecedented levels (Bodenheimer et al., 2002; World Health Organization et al., 2021). Traditional healthcare models, structured primarily around acute, episodic interventions, frequently fail patients who present with multi-morbidity. In unintegrated systems, patient care is fragmented, resulting in duplicated diagnostic procedures, conflicting therapeutic regimens, polypharmacy risks, and elevated rates of preventable hospital readmissions (Wagner et al., 2001; Kodner et al., 2002).

To address these systematic shortfalls, integrated healthcare frameworks have emerged as the gold standard for chronic disease management. Integrated care is defined as a cohesive concept encompassing structural, managerial, and clinical strategies designed to unify funding, administrative processes, and interprofessional clinical workflows (Valentijn et al., 2013; Beichler et al., 2023). When clinical domains work in isolation, critical vulnerabilities arise across transition points—particularly from acute inpatient care to home environments, or from perinatal psychological monitoring to long-term pediatric developmental tracking.

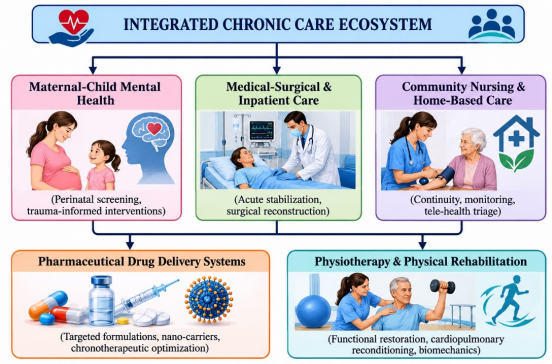

This article provides an in-depth exploration of five fundamental disciplines integrated into a single therapeutic ecosystem:

1. **Maternal-Child Mental Health:** Addressing early-life developmental trajectories and intergenerational trauma.
2. **Medical-Surgical Care:** Stabilizing acute decompensations and executing complex structural repairs.
3. **Community Nursing:** Sustaining longitudinal surveillance, self-management education, and transitional care.
4. **Pharmaceutical Drug Delivery:** Deploying novel smart formulations to enhance bio-availability and treatment compliance.
5. **Physiotherapy-Based Rehabilitation:** Restoring physical autonomy, functional capacity, and movement biomechanics.

Pillar 1: Maternal-Child Mental Health in Early-Life & Long-Term Chronic Care

Intergenerational Impact of Perinatal Mental Health

Maternal mental health during the perinatal period—encompassing pregnancy and the first postpartum year—exerts a profound influence on maternal biological systems and early child neurodevelopment (O'Hara et al., 2013; Stein et al., 2014). Maternal prenatal depression and anxiety are associated with dysregulation of the maternal hypothalamic-pituitary-adrenal (HPA) axis, elevated systemic inflammatory cytokines (such as IL-6 and TNF-alpha), and altered placental cortisol metabolism via 11β-hydroxysteroid dehydrogenase type 2 (11β-HSD2) downregulation (Glover et al., 2010; Buss et al., 2012).

Exposure to elevated intrauterine glucocorticoids can alter fetal neural architecture, specifically affecting limbic structure development, including the amygdala and hippocampus (Buss et al., 2012; Entringer et al., 2015). Children born to mothers affected by unmanaged perinatal depression exhibit higher baseline risks for emotional dysregulation, metabolic dysfunction, and chronic pediatric disorders, demonstrating the physiological link between maternal psychological distress and pediatric chronic illness (Feldman et al., 2009; Grace et al., 2003).

Psychoneuroimmunology & Child Chronic Disease Risk

The emerging field of psychoneuroimmunology illuminates how early-life psychological adversity translates into physical chronic illness. Maternal post-traumatic stress disorder (PTSD) or chronic depression alters mother-infant bonding behaviors, increasing the likelihood of insecure or disorganized attachment styles (Van IJzendoorn et al., 1999; Apter-Levy et al., 2013). Insecure attachment and persistent early-life stress activate the infant's sympathetic nervous system (SNS), leading to persistent low-grade inflammation (Danese et al., 2007; Miller et al., 2009).

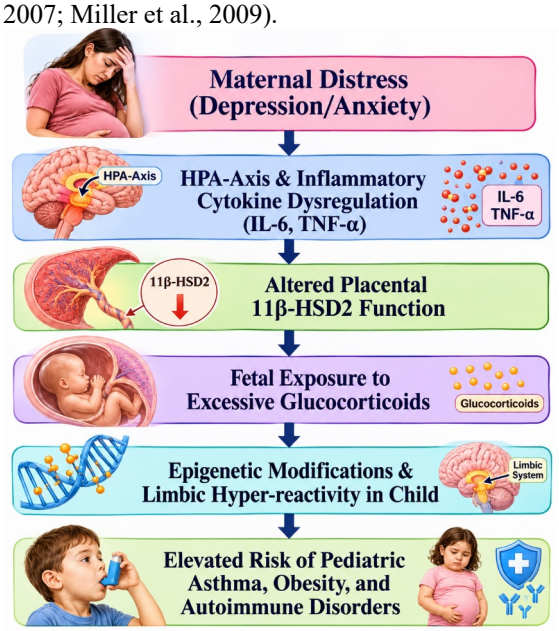

Chronic activation of inflammatory signaling cascades during early developmental windows epigenetically modifies immune cell gene expression, predisposing the child to pediatric asthma, metabolic syndrome, and autoimmune vulnerabilities in later childhood and adulthood (Slopen et al., 2013; Relton et al., 2010).

Integrated Interventions: Screening & Trauma-Informed Frameworks

Integrating maternal-child mental healthcare into chronic disease management requires routine universal screening and multi-tiered clinical interventions:

Intervention Tier	Screening Tools / Target	Clinical Actions & Interprofessional Roles	Primary Clinical Outcomes
Universal Screening	Edinburgh Postnatal Depression Scale (EPDS), GAD-7	Administered by community nurses and OB/GYN clinicians at prenatal/postnatal visits	Early identification of subclinical mood disorders and

Intervention Tier	Screening Tools / Target	Clinical Actions & Interprofessional Roles	Primary Clinical Outcomes
		(Cox et al., 1987).	anxiety.
Trauma-Informed Care (TIC)	Adverse Childhood Experiences (ACEs) questionnaire	Trauma-informed dyadic psychotherapy (e.g., Child-Parent Psychotherapy) integrated into pediatric visits (Lieberman et al., 2005).	Mitigation of toxic stress responses and enhanced maternal sensitivity.
Collaborative Care Models	Perinatal psychiatric tele-consultation	Psychiatric specialists support primary care physicians and community health workers (Katon et al., 2010).	Decreased maternal depressive scores and improved pediatric clinic compliance.

Pillar 2: Medical-Surgical Interventions & Acute Chronic Disease Management

Inpatient Stabilization of Complex Multi-Morbidity

While community and outpatient management form the foundation of chronic care, acute exacerbations of conditions such as heart failure, chronic obstructive pulmonary disease (COPD), end-stage renal disease (ESRD), and diabetic foot ulcers often require inpatient medical-surgical intervention (Forman et al., 2009; Peripheral Arterial Disease Guidelines et al., 2017).

In complex surgical cases—such as lower-extremity revascularization for diabetic ischemia, coronary artery bypass grafting (CABG) in multi-vessel disease, or joint replacement in advanced rheumatoid arthritis—the patient's baseline chronic conditions introduce significant perioperative risks (Mangano et al., 1990; Pearse et al., 2012). Systemic inflammation, impaired microvascular perfusion, and metabolic dysregulation increase the probability of intraoperative hemodynamic instability, acute kidney injury (AKI), surgical site infections, and delayed wound healing (Inzucchi et al., 2012; Surgical Site Infection Guidelines et al., 2016).

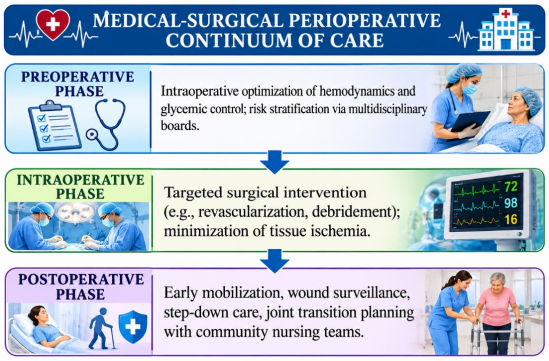

Surgical Innovations & Minimally Invasive Approaches

Advanced surgical modalities have significantly reduced surgical trauma and perioperative stress responses in patients with chronic illness. Minimally invasive surgery (MIS), laparoscopic techniques, robotic-assisted surgical platforms, and endovascular interventions minimize tissue trauma, blood loss, and systemic inflammatory surge (Kehlet et al., 1997; Reichenspurner et al., 2005).

For example, Endovascular Aneurysm Repair (EVAR) and Transcatheter Aortic Valve Replacement (TAVR) allow high-risk surgical candidates with severe chronic comorbidities to undergo structural repairs without major open-chest or open-abdominal access (Leon et al., 2010). Reducing mechanical physiological disruption accelerates recovery, reduces ICU stay duration, and lowers risk of postoperative delirium (Inouye et al., 2014).

Interprofessional Surgical Step-Down & Transition Pathways

The transition from the intensive care unit (ICU) or surgical floor to step-down wards and outpatient environments represents a vulnerable transition period. Enhanced Recovery After Surgery (ERAS) protocols illustrate the power of integrated medical-surgical management (Fearon et al., 2005; Gustafsson et al., 2013). ERAS protocols involve:

1. **Preoperative Optimization:** Nutritional supplementation, cessation of tobacco/alcohol, and physical pre-habilitation.
2. **Intraoperative Fluid & Pain Optimization:** Opioid-sparing multimodal analgesia, regional nerve blocks, and goal-directed fluid management.
3. **Postoperative Protocols:** Early oral intake, rapid removal of urinary catheters and surgical drains, and early mobilization initiated within 12–24 hours post-surgery.

Pillar 3: Community Nursing & Home-Based Longitudinal Surveillance

The Frontline Role of Community & Public Health Nurses

Community nursing forms the connective tissue of integrated chronic care networks, extending medical surveillance into patient homes and local care

centers (Maresso et al., 2015; Lukewich et al., 2019). Registered nurses in community settings fulfill diverse clinical roles: disease monitoring, medication management support, direct wound care, health promotion, and patient education (Case Management Society et al., 2016).



Telehealth Integration & Remote Patient Monitoring (RPM)

The integration of digital health technologies, wearable biometric sensors, and Remote Patient Monitoring (RPM) platforms has transformed community nursing practice (Vegesna et al., 2017; Noah et al., 2018). In chronic heart failure management, community nurses monitor daily remote transmissions of patient weight, blood pressure, and heart rate telemetry.

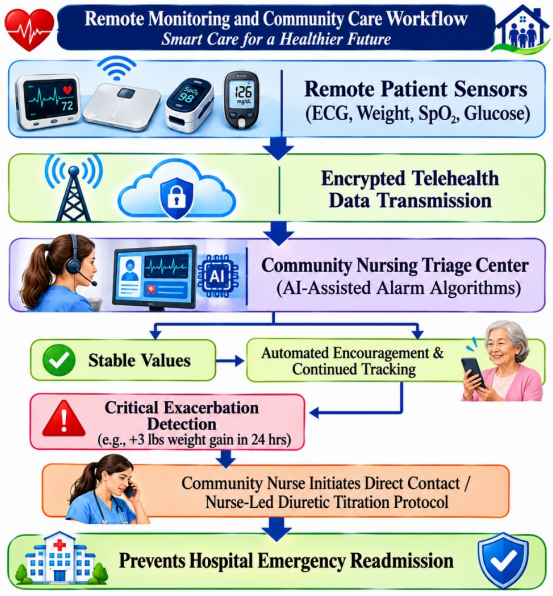

Early identification of fluid retention (e.g., a rapid 2–3 lb weight gain over 24–48 hours) enables community nurses to implement physician-approved diuretic titration protocols in home settings, preventing severe pulmonary edema and emergency department admissions (Chaudhry et al., 2010; Ong et al., 2016).

Nurse-Led Chronic Self-Management Programs

Self-management support empowers patients to become active managers of their health conditions (Lorig et al., 2003). Community nurses utilize evidence-based communication methodologies, such as Motivational Interviewing (MI), to evaluate patient readiness for behavior change, address barriers to treatment adherence, and promote healthy lifestyle habits (Rubak et al., 2005).

Through structured group workshops and personalized home education sessions, nurse-led self-management programs systematically build patient self-efficacy in symptomatic self-evaluation, dietary modification (such as sodium restriction in hypertension or glycemic control in diabetes), and appropriate physical activity thresholds (Bodenheimer et al., 2002; Lorig et al., 2001).

Pillar 4: Novel Pharmaceutical Drug Delivery Systems for Chronic Pathologies

Advanced Pharmacokinetics in Chronic Therapeutics

Effective pharmacological management of chronic diseases is often limited by poor drug solubility, narrow therapeutic windows, rapid clearance rates, and systemic drug toxicities (Tibbitt et al., 2016; Allen et al., 2004). Conventional oral and intravenous formulations frequently fail to maintain optimal plasma drug concentrations within therapeutic windows over long periods, resulting in transient drug toxicity followed by periods of sub-therapeutic coverage (Hoffman et al., 2008).

Advanced pharmaceutical drug delivery systems address these limitations through controlled, sustained, and targeted mechanisms.

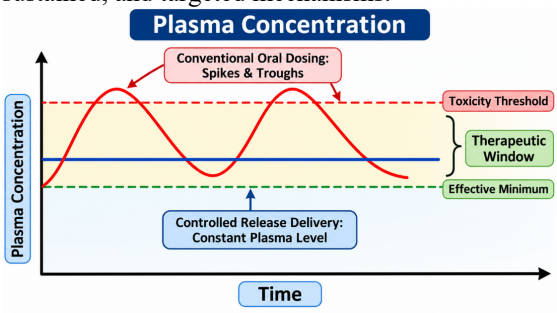

Targeted & Sustained-Release Delivery Technologies

Modern drug delivery platforms utilize sophisticated bio-material engineering to target specific anatomical sites, reducing systemic side effects while optimizing drug concentrations at target tissues (Peer et al., 2007; Langer et al., 1990).

ADVANCED PHARMACEUTICAL DRUG DELIVERY MATRIX

Delivery System Type	Biomaterial / Structure	Mechanism of Action & Indication
Nanoparticle Carriers	Liposomes, polymeric nanoparticles (PLGA)	Enhanced Permeability and Retention (EPR) effect; targeted delivery of immunosuppressive/biologic agents.
Hydrogel Matrices	Cross-linked hyaluronate, synthetic hydrogels	In situ gelation for sustained, localized release of anti-inflammatory agents in joints.
Transdermal Delivery Systems	Micro-needle arrays, iontophoresis patches	Continuous systemic absorption bypassing first-pass liver metabolism (e.g., chronic pain management).
Stimuli-Responsive Polymers	pH-sensitive or enzymatic cleavable linkers	Targeted release triggered by local pathological environments (e.g., inflamed intestinal tissue in IBD).

Chronotherapeutics & Pharmacogenomics in Integrated Teams

Optimizing pharmaceutical therapy within chronic disease management requires integrating pharmacogenomic profiling and chronotherapeutic

principles into clinical workflows (Relling et al., 2015; Smolensky et al., 2007). Pharmacogenomic testing identifies genetic variations in cytochrome P450 enzymes (such as CYP2C9, CYP2C19, and CYP2D6) that affect individual drug metabolism rates, enabling clinical pharmacists to recommend personalized dosage adjustments (Evans et al., 2006).

Simultaneously, chronotherapy aligns medication administration schedules with circadian biological rhythms. For instance, administering HMG-CoA reductase inhibitors (statins) at night matches nocturnal hepatic cholesterol synthesis peaks, while timing antihypertensive administration to address the early-morning blood pressure surge reduces cardiovascular risk (Hermida et al., 2010). Clinical pharmacists, working alongside community nurses and physicians, serve as essential guides for these optimized dosing regimens (Rahayu et al., 2021).

Pillar 5: Physiotherapy & Physical Rehabilitation in Movement Restoration

Biomechanical Evaluation & Functional Restructuring

Chronic medical conditions—including osteoarthritis, chronic low back pain, stroke, Parkinson's disease, and chronic obstructive pulmonary disease—frequently result in impaired physical mobility, joint stiffness, muscle atrophy, and functional decline (Pedersen et al., 2015; Geneen et al., 2017). Physiotherapy-based rehabilitation focuses on objective biomechanical assessments, movement restoration, functional retraining, and pain mitigation (Kisner et al., 2017).

Physical rehabilitation begins with detailed clinical assessments: motion analysis, goniometric joint evaluation, manual muscle testing (MMT), force-plate postural balance metrics, and functional capacity evaluations (FCE) (Inness et al., 2015).

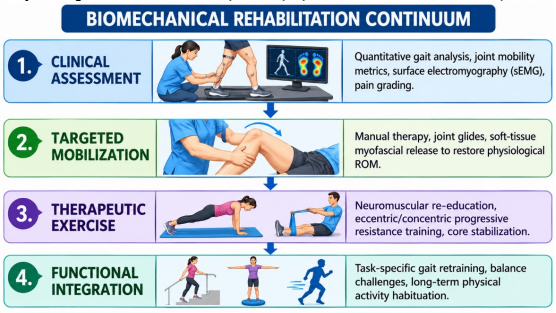

Cardiopulmonary Rehabilitation & Musculoskeletal Conditioning

For patients with chronic cardiovascular and respiratory diseases, specialized cardiopulmonary rehabilitation programs offer established clinical benefits (Taylor et al., 2014; Spruit et al., 2013). Supervised aerobic training, progressive resistance exercise, and ventilatory muscle training improve peripheral oxygen extraction (a-vO2 difference), enhance mitochondrial density in skeletal muscle, and lower ventilatory requirements during daily activities (Spruit et al., 2013; Integrated Nursing and Physiotherapy, 2026).

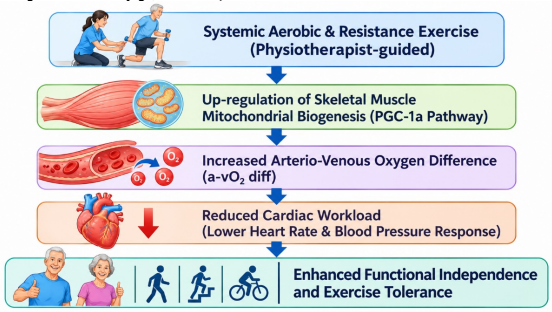

In chronic musculoskeletal disorders, physiotherapists utilize targeted exercise therapies—such as eccentric loading protocols for tendinopathies and progressive resistance training for sarcopenia and joint osteoarthritis—to restore structural integrity and joint load-bearing capacity (Khan et al., 2008; Hunter et al., 2019).

Neuromuscular Re-Education & Technology-Assisted Rehabilitation

In neurodegenerative disorders and post-stroke rehabilitation, physiotherapists employ neuroplasticity principles to promote motor relearning and functional recovery (Kleim et al., 2008). High-intensity, task-specific repetitive practice triggers neural reorganization in undamaged cortical areas, establishing new functional motor pathways (Nudo et al., 2013).

Recent rehabilitation strategies incorporate advanced technological innovations:

- **Robotic Exoskeletons:** Provide gait-assisted body-weight support for early-stage gait retraining (Hidler et al., 2009).
- **Virtual Reality (VR) & Gamified Rehabilitation:** Offer immersive environments that provide visual and auditory feedback, enhancing patient motivation and movement execution accuracy (Laver et al., 2017).
- **Wearable Motion Sensors (IMUs):** Quantify joint angles and movement symmetry in real time, delivering biomechanical data to physiotherapists for remote motion monitoring and adjustment of home exercise routines (Wüest et al., 2014).

Interprofessional Synergy: Synthesis of the Five Pillars

Structural Workflow of the Integrated Care Team

True healthcare integration occurs when these five disciplines function as an interconnected, interdependent clinical network rather than as isolated consultations. The following matrix illustrates the clinical interactions and interprofessional handoffs among all five disciplines:

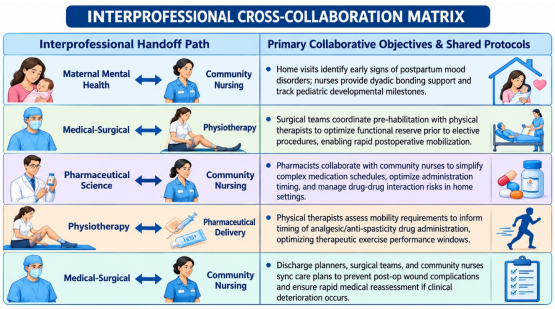

Comprehensive Clinical Case Paradigm: Multi-System Chronic Disease

To illustrate the clinical application of this five-pillar model, consider a representative complex clinical scenario:

Patient Profile: A 58-year-old female with type 2 diabetes mellitus, peripheral artery disease (PAD), chronic heart failure with preserved ejection fraction (HFpEF), severe osteoarthritis of the knees, and a history of major depressive disorder linked to unresolved perinatal trauma. She recently underwent a trans-metatarsal amputation for a non-healing diabetic foot ulcer.

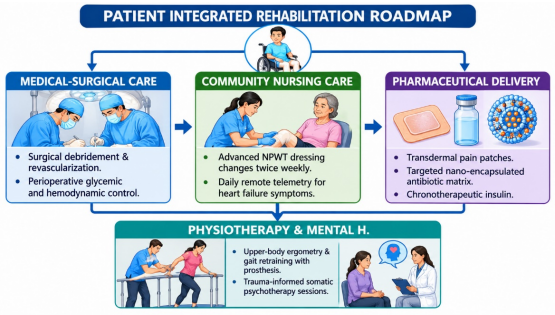

1. **Medical-Surgical Phase:** The surgical team executes precision revascularization and amputation, minimizing surgical tissue loss while establishing baseline glycemic control.
2. **Community Nursing Phase:** Post-discharge, community nurses provide twice-weekly negative-pressure wound therapy (NPWT) dressing changes, monitor daily remote weight transmissions to detect heart failure exacerbations, and assess daily emotional well-being.
3. **Pharmaceutical Delivery Phase:** Clinical pharmacists implement a transdermal pain management matrix to avoid systemic gastrointestinal opioid complications, alongside a targeted antibiotic regimen delivering high local tissue concentrations to the healing surgical site.
4. **Physiotherapy Rehabilitation Phase:** Physical therapists initiate non-weight-bearing upper-body cardiovascular ergometry, progress to transfer training, and guide prosthetic gait retraining once the surgical incision heals.
5. **Maternal-Child / Psychological Support:** Psychotherapy specialists provide trauma-informed cognitive behavioral therapy to address chronic depressive symptoms and historical trauma, building psychological resilience and treatment adherence.

Barriers to Integration & Strategic Future Directions

Structural, Financial, and Technological Barriers

Despite clear clinical benefits, implementing integrated care frameworks across health systems encounters significant structural challenges:

- **Fee-For-Service Reimbursement Systems:** Traditional payment structures reward volume of discrete medical services rather than quality, coordination, or long-term health outcomes (Porter et al., 2006).
- **Data Interoperability Gaps:** Fragmented Electronic Health Record (EHR) systems prevent real-time data sharing between hospitals, community nursing agencies, physical therapy clinics, and retail pharmacies (Adler-Milstein et al., 2015).
- **Interprofessional Silos in Professional Education:** Healthcare training programs often educate physicians, nurses, pharmacists, and physical therapists in isolation, impeding early development of interprofessional communication and collaborative practice habits (Frenk et al., 2010).

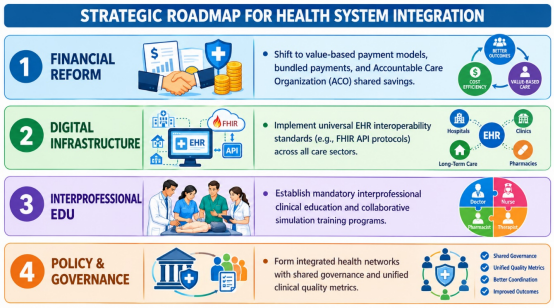

Future Horizons: Artificial Intelligence & Precision Systems

The future of integrated chronic care will be shaped by advances in digital technology and biotechnology:

1. **AI-Driven Predictive Analytics:** Machine learning models will synthesize real-time data from community nursing sensors, pharmacy refill logs, and electronic medical records to predict patient risk of acute exacerbations, enabling preemptive interventions before hospital readmission is required (Bates et al., 2014).
2. **Advanced Bio-Responsive Delivery Systems:** Autonomous, closed-loop drug delivery implants will continuously monitor systemic metabolic markers and dynamically release micro-doses of therapeutic agents (e.g., automated closed-loop insulin systems), reducing the

treatment burden on chronic patients (Tibbitt et al., 2016).

3. **Telerehabilitation & Bio-Sensory VR:** High-definition remote motion-tracking platforms will allow physical therapists to guide complex biomechanical rehabilitation in patient home environments, expanding access to specialized care for rural and housebound populations (Laver et al., 2017).

Conclusion

Managing chronic complex diseases requires moving beyond traditional, fragmented healthcare delivery. As demonstrated in this synthesis, integrating maternal-child mental health, medical-surgical intervention, community nursing networks, advanced pharmaceutical delivery technologies, and physiotherapy-based rehabilitation creates a comprehensive, patient-centered care ecosystem.

By addressing psychological vulnerabilities from early life, optimizing surgical care, maintaining community surveillance, deploying targeted therapeutics, and restoring physical mobility, integrated care teams significantly improve functional autonomy, clinical outcomes, and overall quality of life for individuals living with chronic illness. Health system leaders, policymakers, and clinical practitioners must collaborate to eliminate structural silos, support digital interoperability, and embrace value-based care models necessary to sustain integrated healthcare frameworks worldwide.

References

1. Bodenheimer T, Wagner EH, Grumbach K. Improving primary care for patients with chronic illness. *JAMA*. 2002;288(14):1775-1779.
2. World Health Organization. Noncommunicable diseases country profiles 2021. Geneva: World Health Organization; 2021.
3. Wagner EH, Austin BT, Davis C, Hindmarsh M, Schaefer J, Bonomi A. Improving chronic illness care: translating research into practice. *Health Aff (Millwood)*. 2001;20(6):64-78.
4. Kodner DL, Spreeuwenberg C. Integrated care: meaning, logic, applications, and implications-a discussion paper. *Int J Integr Care*. 2002;2:e12.
5. Valentijn PP, Schepman SM, Opheij W, Bruijnzeels MA. Understanding integrated care: a comprehensive conceptual framework based on the integrative functions of primary care. *Int J Integr Care*. 2013;13:e010.
6. Beichler H, Grabovac I, Dorner TE. Integrated Care as a Model for Interprofessional Disease Management and the Benefits for People Living with HIV/AIDS. *Int J Environ Res Public Health*. 2023;20(4):3374.
7. O'Hara MW, Wisner KL. Perinatal mental illness: definition, description and aetiology. *Best Pract Res Clin Obstet Gynaecol*. 2013;27(5):665-678.
8. Stein A, Pearson RM, Goodman SH, et al. Effects of perinatal mental disorders on the fetus and child. *Lancet*. 2014;384(9956):1800-1819.
9. Glover V. Maternal stress or anxiety in pregnancy and emotional/behavioral outcomes in the child: potential mechanisms. *Rev Endocr Metab Disord*. 2010;11(2):143-151.
10. Buss C, Entringer S, Swanson JM, Wadhwa PD. The role of stress in brain development: the pregnancy period. *Ment Retard Dev Disabil Res Rev*. 2012;18(1):43-51.
11. Entringer S, Buss C, Wadhwa PD. Prenatal stress and developmental programming of human health and disease risk: concepts and integration of empirical findings. *Curr Opin Endocrinol Diabetes Obes*. 2015;22(6):437-445.
12. Feldman R, Granat A, Pariente C, Kanety H, Kuint J, Gilboa-Schechtman E. Maternal depression and anxiety across the postpartum year and infant physiological, emotional, and cognitive development. *J Am Acad Child Adolesc Psychiatry*. 2009;48(9):919-927.
13. Grace SL, Evindar A, Stewart DE. The effect of postpartum depression on child cognitive development and behavior: a review and critical analysis of the literature. *Arch Womens Ment Health*. 2003;6(4):263-274.
14. Van IJzendoorn MH, Schuengel C, Bakermans-Kranenburg MJ. Disorganized attachment in early childhood: Meta-analysis of precursors, concomitants, and sequelae. *Dev Psychopathol*. 1999;11(2):225-249.
15. Apter-Levy Y, Feldman M, Vakart A, Ebstein RP, Feldman R. Impact of maternal depression across the first 6 years of life on the child's mental health, social engagement, and frontal EEG asymmetry. *J Am Acad Child Adolesc Psychiatry*. 2013;52(11):1156-1165.
16. Danese A, Pariante CM, Caspi A, Taylor A, Poulton R. Childhood maltreatment predicts adult inflammation in a life-course study. *Proc Natl Acad Sci U S A*. 2007;104(4):1319-1324.
17. Miller GE, Chen E, Parker KJ. Psychological stress in childhood and susceptibility to the chronic diseases of

aging: moving toward a model of behavioral and biological mechanisms. *Psychol Bull*. 2011;137(6):959-997.
18. Slopen N, Kubzansky LD, McLaughlin KA, Koenen KC. Childhood adversity and physiological dysregulation in adulthood: the buffering role of social support. *Brain Behav Immun*. 2013;30:176-182.
19. Relton CL, Davey Smith G. Epigenetic epidemiology: the intervention step. *Int J Epidemiol*. 2010;39(2):374-384.
20. Cox JL, Holden JM, Sagovsky R. Detection of postnatal depression. Development of the 10-item Edinburgh Postnatal Depression Scale. *Br J Psychiatry*. 1987;150:782-786.
21. Lieberman AF, Van Horn P. Don't hit my mommy! A manual for child-parent psychotherapy with young children exposed to violence. Washington, DC: Zero to Three Press; 2005.
22. Katon WJ, Lin EH, Von Korff M, et al. Collaborative care for patients with depression and chronic illnesses. *N Engl J Med*. 2010;363(27):2611-2620.
23. Forman DE, Maurer MS, Boluru C, et al. Multimorbidity in older adults with heart failure. *J Am Coll Cardiol*. 2018;71(19):2149-2161.
24. Gerhard-Hermann MD, Gornik HL, Barrett C, et al. 2016 AHA/ACC Guideline on the Management of Patients With Lower Extremity Peripheral Artery Disease. *Circulation*. 2017;135(12):e686-e743.
25. Mangano DT. Perioperative cardiac morbidity. *Anesthesiology*. 1990;72(1):153-184.
26. Pearse RM, Moreno RP, Bauer P, et al. Mortality after surgery in Europe: a 7-day cohort study of 46,539 patients in 498 hospitals. *Lancet*. 2012;380(9847):1059-1065.
27. Inzucchi SE, Bergenstal RM, Buse JB, et al. Management of hyperglycemia in type 2 diabetes: a patient-centered approach. *Diabetes Care*. 2012;35(6):1364-1379.
28. Allegranzi B, Bischoff P, de Jonge S, et al. New WHO recommendations on intraoperative and postoperative measures for surgical site infection prevention: an evidence-based global perspective. *Lancet Infect Dis*. 2016;16(12):e288-e303.
29. Kehlet H. Multimodal approach to control postoperative pathophysiology and rehabilitation. *Br J Anaesth*. 1997;78(5):606-617.
30. Reichenspurner H. Overview and advantages of minimally invasive cardiac surgery. *Heart Surg Forum*. 2005;8(4):E273-E277.
31. Leon MB, Smith CR, Mack M, et al. Transcatheter aortic-valve implantation for aortic stenosis in patients who cannot undergo surgery. *N Engl J Med*. 2010;363(17):1597-1607.
32. Inouye SK, Westendorp RG, Saczynski JS. Delirium in elderly people. *Lancet*. 2014;383(9920):911-922.
33. Fearon KC, Ljungqvist O, Von Meyenfeldt M, et al. Enhanced recovery after surgery: a consensus review of clinical care for patients undergoing colonic resection. *Clin Nutr*. 2005;24(3):466-477.
34. Gustafsson UO, Scott MJ, Schwenk W, et al. Guidelines for perioperative care in elective colonic surgery: Enhanced Recovery After Surgery (ERAS(®)) Society recommendations. *World J Surg*. 2013;37(2):259-284.
35. Maresso A, Kakohto A. Community nursing services in primary chronic care management: a European cross-country comparative review. *Health Policy*. 2015;119(9):1145-1155.
36. Lukewich J, Edge DS, VanDenKerkhof E, et al. The role of primary care nurses in chronic disease management: a national survey. *J Nurs Scholarsh*. 2019;51(3):289-297.
37. Case Management Society of America. Standards of Practice for Case Management. Little Rock: CMSA; 2016.
38. Vegesna A, Tran M, Angelaccio M, Arney S. Remote patient monitoring via non-invasive digital technologies: a systematic review. *Telemed J E Health*. 2017;23(1):3-17.
39. Noah B, Keller MS, Mosadeghi S, et al. Impact of remote patient monitoring devices on heart failure outcomes: systematic review and meta-analysis. *NPJ Digit Med*. 2018;1:20172.
40. Chaudhry SI, Mattera JA, Curtis JP, et al. Telemonitoring in patients with heart failure. *N Engl J Med*. 2010;363(24):2301-2309.
41. Ong MK, Romano PS, Edgington S, et al. Effectiveness of remote patient monitoring after discharge of hospitalized patients with heart failure: The BEAT-HF Randomized Clinical Trial. *JAMA Intern Med*. 2016;176(3):310-318.
42. Lorig KR, Holman HR. Self-management education: history, definition, outcomes, and mechanisms. *Ann Behav Med*. 2003;26(1):1-7.
43. Rubak S, Sandbæk A, Lauritzen T, Christensen B. Motivational interviewing: a systematic review and meta-analysis. *Br J Gen Pract*. 2005;55(513):305-312.

44. Lorig KR, Ritter P, Stewart AL, et al. Chronic disease self-management program: 2-year outcomes. *Med Care*. 2001;39(11):1217-1223.
45. Tibbitt MW, Dahlman JE, Langer R. Emerging frontiers in drug delivery. *J Am Chem Soc*. 2016;138(3):704-717.
46. Allen TM, Cullis PR. Drug delivery systems: entering the mainstream. *Science*. 2004;303(5665):1818-1822.
47. Hoffman A. Pharmacokinetic and pharmacodynamic aspects of gastroretentive dosage forms. *Int J Pharm*. 2008;356(1-2):133-145.
48. Peer D, Karp JM, Hong S, Farokhzad OC, Margalit R, Langer R. Nanocarriers as an emerging platform for cancer therapy. *Nat Nanotechnol*. 2007;2(12):751-760.
49. Langer R. New methods of drug delivery. *Science*. 1990;249(4976):1527-1533.
50. Relling MV, Evans WE. Pharmacogenomics in the clinic. *Nature*. 2015;526(7573):343-350.
51. Smolensky MH, Peppas NA. Chronobiology, drug delivery, and chronotherapeutics. *Adv Drug Deliv Rev*. 2007;59(9-10):828-851.
52. Evans WE, Relling MV. Pharmacogenomics: translating functional genomics into rational therapeutics. *Science*. 2006;286(5439):487-491.
53. Hermida RC, Ayala DE, Mojón A, Fernández JR. Influence of circadian time of hypertension treatment on cardiovascular risk: results of the MAPEC study. *Chronobiol Int*. 2010;27(8):1629-1651.
54. Rahayu SA, Widianto S, Defi IR, Abdulah R. Role of Pharmacists in the Interprofessional Care Team for Patients with Chronic Diseases. *J Multidiscipl Healthc*. 2021;14:1701-1710.
55. Pedersen BK, Saltin B. Exercise as medicine - evidence for prescribing exercise as therapy in 26 different chronic diseases. *Scand J Med Sci Sports*. 2015;25 Suppl 3:1-72.
56. Geneen LJ, Moore RA, Clarke C, Martin D, Colvin LA, Smith BH. Physical activity and exercise for chronic pain in adults: an overview of Cochrane Reviews. *Cochrane Database Syst Rev*. 2017;4(4):CD011279.
57. Kisner C, Colby LA, Borstad J. Therapeutic exercise: foundations and techniques. 7th ed. Philadelphia: FA Davis Company; 2017.
58. Inness EL, Mansfield A, Lakhani B, Bayley M, McIlroy WE. Impaired postural control and asymmetry in individuals with chronic stroke. *Phys Ther*. 2015;95(3):361-371.
59. Taylor RS, Sagar VA, Davies EJ, et al. Exercise-based rehabilitation for heart failure. *Cochrane Database Syst Rev*. 2014;(4):CD003331.
60. Spruit MA, Singh SJ, Garvey C, et al. An official American Thoracic Society/European Respiratory Society statement: key concepts and advances in pulmonary rehabilitation. *Am J Respir Crit Care Med*. 2013;188(8):e13-e64.
61. Integrated Nursing And Physiotherapy Approaches With Rehabilitation And Patient-Centered Care In The Prevention And Management Of Patients With Cardiovascular Diseases. *Int J Drug Deliv Technol*. 2026;16(84s):429-442.
62. Khan KM, Scott A. Mechanotherapy: how physical therapists' prescription of exercise promotes tissue repair. *Br J Sports Med*. 2009;43(4):247-252.
63. Hunter DJ, Bierma-Zeinstra S. Osteoarthritis. *Lancet*. 2019;393(10182):1745-1759.
64. Kleim JA, Jones TA. Principles of experience-dependent neural plasticity: implications for rehabilitation after brain damage. *J Speech Lang Hear Res*. 2008;51(1):S225-S239.
65. Nudo RJ. Recovery after brain injury: mechanisms and principles. *Front Hum Neurosci*. 2013;7:887.
66. Hidler J, Nichols D, Pelliccio M, et al. Multicenter randomized clinical trial evaluating robotic-assisted gait training in stroke patients. *Neurorehabil Neural Repair*. 2009;23(1):5-13.
67. Laver KE, Lange B, George S, Deutsch JE, Saposnik G, Crotty M. Virtual reality for stroke rehabilitation. *Cochrane Database Syst Rev*. 2017;11(11):CD008349.
68. Wüest S, van de Langenberg R, de Bruin ED. Design considerations for a theory-driven video game for fall prevention in older adults. *Eur Rev Aging Phys Act*. 2014;11(2):119-129.
69. Porter ME, Teisberg EO. Redefining health care: creating value-based competition on results. Boston: Harvard Business School Press; 2006.
70. Adler-Milstein J, Pfeifer E. Information exchange between providers: persistent barriers and opportunities. *Health Aff (Millwood)*. 2015;34(8):1398-1404.
71. Frenk J, Chen L, Bhutta ZA, et al. Health professionals for a new century: transforming education to strengthen health systems in an interdependent world. *Lancet*. 2010;376(9756):1923-1958.
72. Bates DW, Saria S, Ohno-Machado L,

Shah A, Escobar G. Big data in health care: using analytics to identify and manage high-risk and high-cost patients. *Health Aff (Millwood)*. 2014;33(7):1123-1131.